

**A G E N D A**  
**Lander County Hospital District – Board of Trustees**  
**Regular Session**  
**February 11, 2026 - 5:30 P.M.**  
**John Peters Health Services Center**  
**Board Room**  
**555 West Humboldt Street**  
**Battle Mountain, NV**

---

**5:30 PM      Call to Order – Regular Session**

**Pledge of Allegiance**

People are invited to submit comments in writing and/or attend and make comments on any non-agenda items at the Board Meeting. All public comments may be limited to three (3) minutes per person, at the discretion of the Board. Reasonable restrictions may be placed on public comments based upon time, place, and manner, but public comment based upon viewpoint may not be restricted.

**Public Comment**

❖ **Motion to Consent** – (Lemaire) - (Discussion for Possible Action)

- 1) February 11, 2026, Agenda Notice – Posted February 6, 2026
- 2) Infection Control Reports – January 2026
- 3) Board meeting minutes – January 14, 2026 Regular Session
- 4) Medical Staff appointments/reappointments:

**Teleradiology Services**

Direct Radiology

Dr. Shree Shah, two year reappointment

*Public Comment*

❖ **New Business** – (Lemaire) – (Discussion for possible action)

- 5) Shift Differential

Board will review and discuss the consideration and approval of the proposed revisions to the shift differential structure for Environmental Services (EVS), Food and Nutrition Services (FNS), and Clinical Staff and all other matters properly related thereto.

*Public Comment*

- 6) Chief Executive Officer contract – (Lemaire) – (Discussion for possible action)

Board will review and discuss the Chief Executive Officer's employment contract and all other matters properly related thereto.

*Public Comment*

7) Chief Executive Officer authorities – (Lemaire) – (Discussion for possible action)

Board will review and discuss the Chief Executive Officer spending authorities and limitations for contracts and services, and all other matters properly related thereto.

*Public Comment*

❖ **Financials** – (Lemaire) - (Discussion for Possible Action)

8) December 2025 Financial Reports

The Board will review and discuss financial reports for December 2025, and all other matters properly related thereto.

*Public Comment*

❖ **Chief Executive Officer Report** – (Lemaire) – (Discussion for Possible Action)

9) Chief Executive Officer Bauer will present monthly report to the Board of Trustees and all other matters properly related thereto.

*Public Comment*

❖ **ADJOURN OPEN MEETING**

❖ **CLOSED SESSION**

**A CLOSED SESSION WILL BE HELD IN ACCORDANCE WITH THE PROVISIONS OF NRS 241.033 to review the employment contract for Dr. Michele Leary, as presented.**

Discussion regarding employment contract for Dr. Michele Leary.

❖ **ADJOURN CLOSED SESSION**

❖ **CALL TO ORDER OPEN MEETING**

10) Discussion and Action to ratify the employment contract for Dr. Michele Leary, as presented.

*Public Comment*

❖ **ADJOURNMENT REGULAR SESSION**

This is the tentative schedule for the meeting. The Board reserves the right to take items out of order to accomplish business in the most efficient manner. The Board may combine two or more agenda items for consideration. The Board may remove an item from the agenda or delay discussion relating to an item on the agenda at any time.

**AFFIDAVIT OF POSTING**

State of Nevada \_\_\_\_\_ )

) ss

County of Lander \_\_\_\_\_ )

Jessica Ceja, Recording Secretary of the Lander County Hospital District Board of Trustees, states that on the 14th day of February 2026, A.D., she was responsible for posting a notice, of which the attached is a copy, at the following locations: 1) Battle Mountain General Hospital, 2) Lander County Courthouse, 3) Battle Mountain Post Office, and 4) Austin Courthouse, all in said Lander County where the proceedings are pending.

RECORDING SECRETARY \_\_\_\_\_

Subscribed and sworn to me on this 14th day of February 2026 \_\_\_\_\_

WITNESS \_\_\_\_\_

*Joy Greenhalgh*

NOTICE TO PERSONS WITH DISABILITIES: Members of the public who wish to attend this meeting by teleconference or who may require assistance or accommodations at the meeting are required to notify the Hospital Board Recording Secretary in writing at Battle Mountain General Hospital, 535 South Humboldt Street, Battle Mountain, NV 89820, or telephone (775) 635-2550, Ext. 1111, at least two days in advance of pending meeting.

NOTICE: Any member of the public that would like to request any supporting material from the meeting, please contact Jessica Ceja, Recording Secretary of the Lander County Hospital District Board of Trustees 535 South Humboldt Street, Battle Mountain, NV 89820 (775) 635-2550, Ext. 1111.

**Via Zoom**

(Barring technical difficulties)

Topic: Board Regular Session 02 11 2026

Time: Feb 11, 2026, 05:30 PM Pacific Time (US and Canada)

Join Zoom Meeting

<https://us02web.zoom.us/j/83484589847?pwd=e3syvhHaDfEKDzGoxqyFa7yxkPUPai.1>

Meeting ID: 834 8458 9847

Passcode: 834525

---

One tap mobile

+12532158782,,83484589847#,,,,\*834525# US (Tacoma)

+13462487799,,83484589847#,,,,\*834525# US (Houston)

Join instructions

<https://us02web.zoom.us/meetings/83484589847/invitations?signature=yvASJkKMuPe2DYiUaLZAN2LfCt37G5rS3f6AQiy-k>

# INFECTION CONTROL REPORT MEDICAL STAFF MEETING

JANUARY 2026

1. Clinic had 5 \_\_\_\_\_ procedures with 0 wound infection.
2. ER had 12 \_\_\_\_\_ procedures with 0 wound infection.
3. 0 Needle sticks in JANUARY \_\_\_\_\_, a total of 0 \_\_\_\_\_ for the year.
4. Immunization shots:
  - ❖ 95% of the BMGH employees received the flu shot.
  - ❖ 2 LTC Residents received any vaccinations.
5. Flu Test:
  - ❖ 75 Positive A; 12 Positive B 0
  - ❖ 11 RSV Positive 0
  - ❖ 75 Influenza-like symptoms
6. Yearly TB testing: LTC 12 NG
  - ❖ 5 New hire employee tested positive for TB Quantiferon/TST; X-ray is clear.
7. House Cultures site:
  - ❖ Working closely with Nursing and Environmental Services and Maintenance on insect control. Infection control rounds have been conducted in Long Term Care. Corrective actions have been applied.
8. Hand Hygiene monitor is ongoing in Hospital and Clinic.
9. Complete hand washing and PPE in-service for the LTC residents and staff, as well as additional training for the CNAs at meal times.
10. Total Long Term Care Residents: 23 \_\_\_\_\_; Infection/s 4 SSTI; UTI. 2
11. JANUARY 7 Acute 3 Infection/s
12. JANUARY 3 Swing 0 Infection/s
13. Immunizations are recorded in Web IZ administered at BMGH. Required by State of Nevada.
14. Cultures need to be reported ASAP.
15. Infection Control – COVID-19 Reports:

Tested: 74 \_\_\_\_\_ Negative: 73 Positives: 1 Invalid: 0

No COVID positive case for all LTC residents and employees for the month of . JANURAY
16. The policy in effect for masking during covid outbreak - if there is a positive employee or resident, whole facility needs to mask up.
17. As per CDC the 5 days' isolation for COVID positive patients is no longer mandatory; Less than 5 days of isolation is now allowed as long as the symptoms are resolved. This is for the general public only; no change on isolation policy for hospital settings, still 10 days for LTC.
18. Policy in effect for masking during Flu season- unvaccinated staff must wear mask around staff and patients.

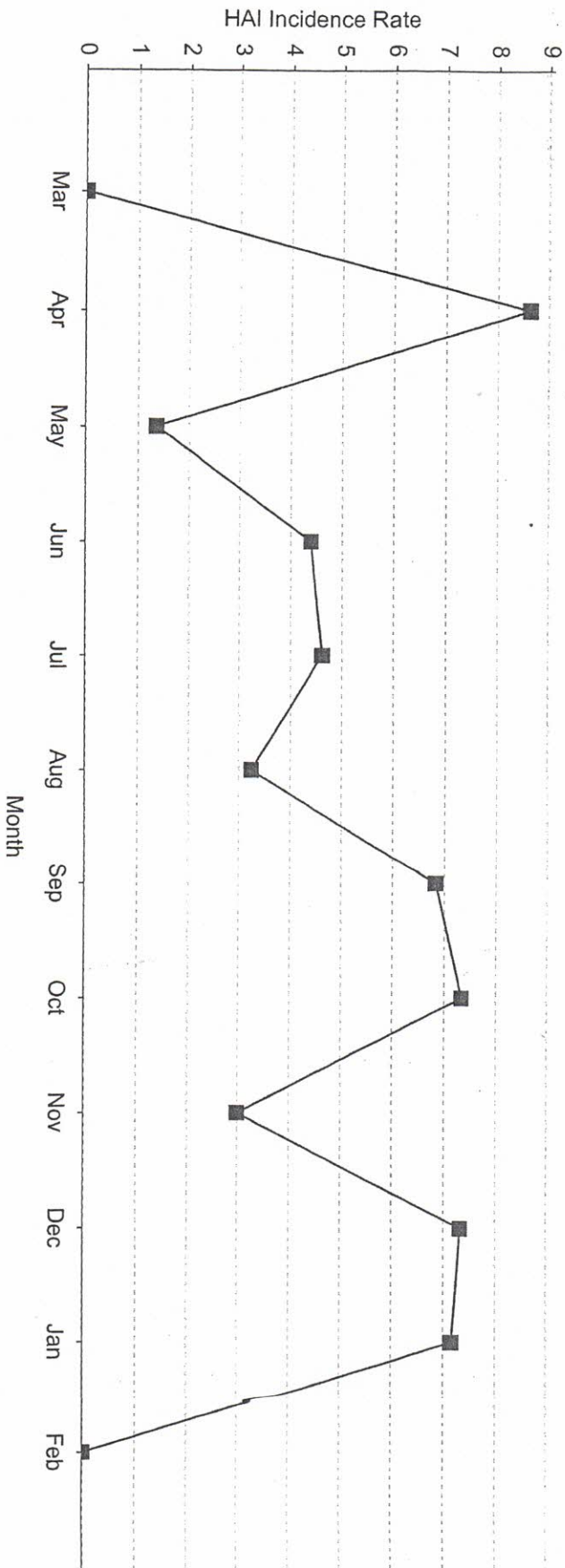
January 01, 2026 - January 31, 2026

User: jgreenhalgh

Summary

Total Infection	CAI	HAI	HAI Incidence Rate	Number Of MDRO	HAI Point Prevalence (January 31, 2026)
6	0	5	7.15	1	13.04 %

HAI Incidence Rate 12-Month Trend



Summary By Infection Category

Infection Category	Total	HAI	HAI Incidence Rate
Blood/Systemic	0	0	0.00
Bone & Joint	0	0	0.00
Cardiovascular	0	0	0.00
Ear Nose, Mouth & Throat	0	0	0.00

**Infection Surveillance Report**  
January 01, 2026 - January 31, 2026

**Summary By Infection Category**

Infection Category	Total	HAI	HAI Incidence Rate
Eye	0	0	0.00
Gastrointestinal	0	0	0.00
Genital	0	0	0.00
MDRO	0	0	0.00
Neurologic	1	1	1.43
Other	2	1	1.43
Parasitic	0	0	0.00
Respiratory	1	1	1.43
Skin & Soft Tissue	1	1	1.43
Urinary Tract/Kidney	1	1	1.43
<b>Total</b>	<b>6</b>	<b>5</b>	

**Neurologic Infection Category**

HAI Incidence 1.43

Unit/Room#	Infection Onset	Infection	Signs & Symptoms	Status	Pharmacy Order - Order Name, Order Date, Prescriber	Comments
	01/26/26	Herpes Zoster	Scaly, itchy, red spots on the cheeks, chin, and upper neck. The spots might become crusted over or filled with pus, and the affected hair might fall out.	Closed (02/02/26) - Resolved	ValACYclovir HCl Oral Tablet 1 GM (01/26/26) Prescriber: Burkhart, Abby	Shingles on the L buttock. Start on Valacyclovir 1gm PO BID x 7 days.

Order Location: ER

<i>Escherichia coli</i>	Sensitive		Intermediate		Resistant	
Amp/Sulbactam	3	60.00%	0	0.00%	2	40.00%
Ampicillin	3	60.00%	0	0.00%	2	40.00%
Cefazolin	5	100.00%	0	0.00%	0	0.00%
Ceftazidime	5	100.00%	0	0.00%	0	0.00%
Ceftriaxone	5	100.00%	0	0.00%	0	0.00%
Cefuroxime	5	100.00%	0	0.00%	0	0.00%
Ciprofloxacin	5	100.00%	0	0.00%	0	0.00%
Gentamicin	5	100.00%	0	0.00%	0	0.00%
Levofloxacin	5	100.00%	0	0.00%	0	0.00%
Nitrofurantoin	5	100.00%	0	0.00%	0	0.00%
Pip/Tazo	5	100.00%	0	0.00%	0	0.00%
Tobramycin	5	100.00%	0	0.00%	0	0.00%
Trimeth/Sulfa	3	60.00%	0	0.00%	2	40.00%
Total Isolates: 5						

<i>Escherichia coli ESBL</i>	Sensitive		Intermediate		Resistant	
Amp/Sulbactam	1	100.00%	0	0.00%	0	0.00%
Ciprofloxacin	1	100.00%	0	0.00%	0	0.00%
Gentamicin	1	100.00%	0	0.00%	0	0.00%
Levofloxacin	1	100.00%	0	0.00%	0	0.00%
Nitrofurantoin	0	0.00%	1	100.00%	0	0.00%
Pip/Tazo	1	100.00%	0	0.00%	0	0.00%
Tobramycin	1	100.00%	0	0.00%	0	0.00%
Trimeth/Sulfa	1	100.00%	0	0.00%	0	0.00%
Total Isolates: 1						

Order Location: OC

<i>Enterococcus faecalis</i>	Sensitive		Intermediate		Resistant	
Ampicillin	1	100.00%	0	0.00%	0	0.00%
Gent. Synergy	1	100.00%	0	0.00%	0	0.00%
Levofloxacin	1	100.00%	0	0.00%	0	0.00%
Nitrofurantoin	1	100.00%	0	0.00%	0	0.00%
Penicillin	1	100.00%	0	0.00%	0	0.00%
Tetracycline	0	0.00%	0	0.00%	1	100.00%
Vancomycin	1	100.00%	0	0.00%	0	0.00%
Total Isolates: 1						

<i>Escherichia coli</i>	Sensitive		Intermediate		Resistant	
Amp/Sulbactam	3	60.00%	1	20.00%	1	20.00%
Ampicillin	2	40.00%	0	0.00%	3	60.00%
Cefazolin	5	100.00%	0	0.00%	0	0.00%
Ceftazidime	5	100.00%	0	0.00%	0	0.00%
Ceftriaxone	5	100.00%	0	0.00%	0	0.00%
Cefuroxime	5	100.00%	0	0.00%	0	0.00%
Ciprofloxacin	5	100.00%	0	0.00%	0	0.00%
Gentamicin	5	100.00%	0	0.00%	0	0.00%
Levofloxacin	5	100.00%	0	0.00%	0	0.00%
Nitrofurantoin	4	80.00%	1	20.00%	0	0.00%
Pip/Tazo	5	100.00%	0	0.00%	0	0.00%
Tobramycin	5	100.00%	0	0.00%	0	0.00%
Trimeth/Sulfa	2	40.00%	0	0.00%	3	60.00%
Total Isolates: 5						

**BMGH January 2026 Antibogram Report: Date Range 01/01/2026 - 01/31/2026**

<i>Escherichia coli</i> ESBL	Sensitive		Intermediate		Resistant	
	Count	Percentage	Count	Percentage	Count	Percentage
Amp/Sulbactam	1	100.00%	0	0.00%	0	0.00%
Ciprofloxacin	0	0.00%	0	0.00%	1	100.00%
Gentamicin	1	100.00%	0	0.00%	0	0.00%
Levofloxacin	0	0.00%	0	0.00%	1	100.00%
Nitrofurantoin	0	0.00%	1	100.00%	0	0.00%
Pip/Tazo	1	100.00%	0	0.00%	0	0.00%
Tobramycin	1	100.00%	0	0.00%	0	0.00%
Trimeth/Sulfa	0	0.00%	0	0.00%	1	100.00%
Total Isolates: 1						

<i>Proteus mirabilis</i>	Sensitive		Intermediate		Resistant	
	Count	Percentage	Count	Percentage	Count	Percentage
Amp/Sulbactam	2	100.00%	0	0.00%	0	0.00%
Ampicillin	2	100.00%	0	0.00%	0	0.00%
Cefazolin	2	100.00%	0	0.00%	0	0.00%
Ceftazidime	2	100.00%	0	0.00%	0	0.00%
Ceftriaxone	2	100.00%	0	0.00%	0	0.00%
Cefuroxime	2	100.00%	0	0.00%	0	0.00%
Ciprofloxacin	2	100.00%	0	0.00%	0	0.00%
Gentamicin	2	100.00%	0	0.00%	0	0.00%
Levofloxacin	2	100.00%	0	0.00%	0	0.00%
Pip/Tazo	2	100.00%	0	0.00%	0	0.00%
Tobramycin	2	100.00%	0	0.00%	0	0.00%
Trimeth/Sulfa	2	100.00%	0	0.00%	0	0.00%
Total Isolates: 2						

Order Location: OP

<i>Escherichia coli</i>	Sensitive		Intermediate		Resistant	
	Count	Percentage	Count	Percentage	Count	Percentage
Amp/Sulbactam	1	100.00%	0	0.00%	0	0.00%
Ampicillin	0	0.00%	0	0.00%	1	100.00%
Cefazolin	1	100.00%	0	0.00%	0	0.00%
Ceftazidime	1	100.00%	0	0.00%	0	0.00%
Ceftriaxone	1	100.00%	0	0.00%	0	0.00%
Cefuroxime	1	100.00%	0	0.00%	0	0.00%
Ciprofloxacin	1	100.00%	0	0.00%	0	0.00%
Gentamicin	1	100.00%	0	0.00%	0	0.00%
Levofloxacin	1	100.00%	0	0.00%	0	0.00%
Nitrofurantoin	1	100.00%	0	0.00%	0	0.00%
Pip/Tazo	1	100.00%	0	0.00%	0	0.00%
Tobramycin	1	100.00%	0	0.00%	0	0.00%
Trimeth/Sulfa	1	100.00%	0	0.00%	0	0.00%
Total Isolates: 1						

<i>Escherichia coli</i> ESBL	Sensitive		Intermediate		Resistant	
	Count	Percentage	Count	Percentage	Count	Percentage
Amp/Sulbactam	0	0.00%	0	0.00%	1	100.00%
Ciprofloxacin	0	0.00%	0	0.00%	1	100.00%
Gentamicin	1	100.00%	0	0.00%	0	0.00%
Levofloxacin	0	0.00%	0	0.00%	1	100.00%
Nitrofurantoin	0	0.00%	0	0.00%	1	100.00%
Pip/Tazo	0	0.00%	1	100.00%	0	0.00%
Tobramycin	1	100.00%	0	0.00%	0	0.00%
Trimeth/Sulfa	0	0.00%	0	0.00%	1	100.00%
Total Isolates: 1						

<i>Pseudomonas aeruginosa</i>	Sensitive		Intermediate		Resistant	
	Count	Percentage	Count	Percentage	Count	Percentage
Ceftazidime	1	100.00%	0	0.00%	0	0.00%

**BMGH January 2026 Antibogram Report: Date Range 01/01/2026 - 01/31/2026**

<i>Pseudomonas aeruginosa</i>	<i>Sensitive</i>		<i>Intermediate</i>		<i>Resistant</i>	
Ciprofloxacin	1	100.00%	0	0.00%	0	0.00%
Levofloxacin	1	100.00%	0	0.00%	0	0.00%
Pip/Tazo	1	100.00%	0	0.00%	0	0.00%
Tobramycin	1	100.00%	0	0.00%	0	0.00%
Total Isolates: 1						

<i>Staphylococcus epidermidis</i>	<i>Sensitive</i>		<i>Intermediate</i>		<i>Resistant</i>	
Gentamicin	1	100.00%	0	0.00%	0	0.00%
Levofloxacin	0	0.00%	1	100.00%	0	0.00%
Nitrofurantoin	1	100.00%	0	0.00%	0	0.00%
Oxacillin	0	0.00%	0	0.00%	1	100.00%
Penicillin	0	0.00%	0	0.00%	1	100.00%
Rifampin	1	100.00%	0	0.00%	0	0.00%
Tetracycline	1	100.00%	0	0.00%	0	0.00%
Trimeth/Sulfa	1	100.00%	0	0.00%	0	0.00%
Vancomycin	1	100.00%	0	0.00%	0	0.00%
Total Isolates: 1						

## Shift Differential Analysis

### *Current and proposed premiums for clinical and support staff*

Shift differentials play an important role in maintaining coverage for evening, night, and weekend hours, particularly in a small rural hospital where staffing flexibility is limited. At BMGH, clinical staff currently receive shift differentials, while support staff do not.

Benchmarking comparisons indicate that existing clinical shift differentials are below those offered by many rural Nevada peer facilities. To maintain competitiveness and support off-shift coverage, increases to current clinical differentials are proposed. In addition, new shift differentials are proposed for support staff roles to improve coverage stability and reduce reliance on overtime and schedule adjustments for non-standard hours.

The proposed adjustments are modest and intentionally structured. Clinical differential increases are designed to maintain alignment with rural market norms, while support staff differentials introduce basic evening, night, and weekend premiums for the first time. Differentials are non-stacking and apply only to qualifying hours.

These changes are expected to improve schedule stability across departments, support consistent coverage, and strengthen workforce retention, while maintaining fiscal control.

*The following charts illustrate proposed adjustments to existing clinical shift differentials and the introduction of basic differentials for support staff, positioned conservatively within rural Nevada market norms.*

#### **Chart 1: Clinical Shift Differentials — Current vs. Proposed**

Shift Type	Current Premium	Proposed Premium
Swing (3–11)	\$0.15–\$0.25	\$1.00
Night (11–7)	\$0.54–\$1.05	\$2.00
Weekend	None	\$1.50

*Clinical staff currently receive shift differentials. Proposed rates reflect increases to existing premiums to improve off-shift coverage and market alignment*

#### **Chart 2: Support Staff Shift Differentials — Proposed**

Shift Type	Proposed Premium
Swing (3–11)	\$0.75
Night (11–7)	\$1.25
Weekend	\$1.25

*Support staff do not currently receive shift differentials. Proposed rates represent newly introduced premiums for qualifying evening, night, and weekend hours.*

**Chart 3: Market Context — Rural Nevada and CAH Benchmarks**

<b>Market Segment</b>	<b>Swing</b>	<b>Night</b>	<b>Weekend</b>
<b>Rural Nevada Average</b>	~\$1.00	~\$2.00	\$1.00–\$2.00
<b>CAH National Mid-Range</b>	\$1.00–\$2.00	\$2.00–\$3.50	\$1.50–\$3.00

*Benchmark data provided for context; proposed BMGH rates are positioned conservatively within rural market norms.*

**Financial Impact of Shift Differential Adjustments**

The estimated financial impact reflects both increases to existing clinical shift differentials and the introduction of new differentials for support staff. Support staff differential costs are fully quantified based on defined swing, night, and weekend hours and represent a limited, predictable increase. Clinical differential costs reflect proposed rate adjustments to existing premiums and are modeled conservatively using current staffing patterns. All differentials are non-stacking and apply only to qualifying hours. Taken together, the proposed adjustments represent a targeted investment in staffing stability while maintaining fiscal control.

## EMPLOYMENT AGREEMENT

THIS EMPLOYMENT AGREEMENT is made as of this \_\_\_\_ day of \_\_\_\_\_, 2026, by and between Battle Mountain General Hospital (hereinafter called the "Hospital"), and Hope Bauer (hereinafter called the "Employee" or "CEO"). The Hospital and Employee agree that the Hospital will employ Employee upon the terms and conditions set forth below.

### **1. EMPLOYMENT AND DUTIES OF EMPLOYEE**

The Hospital hereby employs Employee as Chief Executive Officer for the Hospital. Employee shall perform those responsibilities assigned to him and render services as necessary and desirable to protect and to advance the best interests of the Hospital, including but not limited to managing all personnel, financial, operational, and institutional matters of Battle Mountain General Hospital, Clinic, Emergency Medical Service, Nursing Home, and Kingston Clinic. Employee agrees to devote Employee's full business time, attention, skill, and effort exclusively to the performance of the duties and responsibilities hereunder. Employee represents that he is authorized to manage a medical facility in the State of Nevada and that all previous representations concerning Employee's background and qualifications are true and accurate. Employee shall comply with all Hospital rules, regulations, and policies. Employee reports directly to and is supervised by the Battle Mountain General Hospital Board of Trustees (hereinafter "the Board").

The Employee shall have the necessary authority and shall be responsible for carrying out the objectives, goals and policies established by the Board and in accordance with the Board By-Laws, Article VIII, CEO/ADMINISTRATOR, and in accordance with Governance Policies, Section III, EXECUTIVE LIMITATIONS, and all items encompassed within the Employee's job description, along with applicable County ordinances and State and Federal law, including but not limited NAC 449.313.

### **2. TERM OF EMPLOYMENT**

The terms of this Agreement are effective from September 26, 2025, through December 1, 2026 (the "Term of the Agreement"). The effective dates set forth herein are administrative in nature and do not create a fixed term of employment or a promise of employment for any specific duration. Notwithstanding anything to the contrary in this Agreement, Employee's employment with the Hospital is and shall remain at-will. Either the Hospital or the Employee may terminate the employment relationship at any time, with or without cause and with or without advance notice. If employment continues after the expiration of the Term of the Agreement, the terms and conditions of this Agreement shall automatically terminate as of December 1, 2026, and Employee's employment shall continue on an at-will basis unless and until the parties enter into a new written employment agreement executed by both parties. The Board reserves the right, in its discretion, to review Employee's performance periodically, which may occur quarterly, semi-annually, or annually.

### **3. BASE SALARY**

During the Term of the Agreement, the Hospital shall pay Employee, as compensation for the services to be rendered here under, **TWO HUNDRED THOUSAND (\$200,000.00) DOLLARS**, less deductions as required or withheld by applicable laws. The Base Salary will be paid according to the normal payroll practices of the Hospital in effect from time to time. Employee will only be paid for services rendered and payment of compensation under this Agreement will cease in the event that the employment relationship ends prior to the expiration of the Term of the Agreement.

Employee may receive a raise to be set at the discretion of the Board and based upon the needs of the Hospital but shall not exceed any raise given to the staff of Hospital.

In addition to the monthly compensation above, the Hospital shall provide the Employee the benefits as provided for herein.

The Hospital shall pay, on behalf of the CEO, all Workers' Compensation Insurance and Unemployment insurance as required pursuant to Nevada State Law; and shall deduct from CEO's salary all Federal withholding taxes owed, including Medicare Portion of FICA, and PERS.

### **4. HOSPITAL PAID EXPENSES AND USE OF VEHICLE:**

Employer agrees to allow Employee use of the hospital credit card for reasonable and customary expenses incurred on behalf of the Employer to achieve the required and expected performance standards of this Agreement. This includes, but is not limited to, organizational memberships fees/dues, registration fees, educational opportunities related to and/or required of the position, and other pertinent expenses incurred when in the services of the Hospital. Employee shall submit credit card receipts with monthly statements at every monthly Board meeting.

Hospital agrees to reimburse the CEO at the current Hospital mileage rate when a personal vehicle is used by the CEO to carry out the duties herein. Pursuant to the Federal Labor Standard Act, this does not include commuting to and from work. CEO may use Hospital owned vehicle and/or credit card for gas, maintenance, and travel expenses to include items that would otherwise be reimbursed such as hotel and meal expenses, as provided for herein.

CEO may use up to (10) annual workdays, (not used as vacation days) and up to TEN THOUSAND (\$10,000.00) DOLLARS, to include registration and travel costs, to attend professional conferences and/or continuing education classes relating to professional responsibilities as CEO. Costs exceeding \$10,000.00 will require Board approval.

### **5. BENEFITS**

Employee shall receive benefits as may be accorded other employees under the established policies and procedures of the Hospital to the extent that Employee is eligible for participation therein based on the eligibility criteria as determined by the Hospital from time to time in its sole discretion.

Employee shall be entitled to Paid Time off (PTO) in accordance with Hospital policy accrual rate during each contract year in addition to the observed holidays per the Hospital's personnel policy manual and in addition to CEU.

While employed, Employer will pay life insurance up to FORTY THOUSAND (\$40,000.00) DOLLARS to the age of 65 and reduced in accordance to the insurance provider's policy thereafter. Supplemental insurance is available through New York Life and AFLAC at

Hospital requires and shall pay for annual PPD for Employee. Hospital requires and shall pay for fingerprinting of Employee every five (5) years.

The Hospital shall pay Employee's professional license fees, dues to professional societies, expenses incurred by Employee for continuing education, and travel expenses to attend professional conventions, in an amount up to TEN THOUSAND (\$10,000.00) DOLLARS if Hospital finds such expenses to be reasonable and directly related to the performance of Employee's duties required under this Agreement and Employee submits the necessary documentation to support such expenses, subject to the availability of funds.

## **6. CONFIDENTIAL INFORMATION AND PROPRIETARY INTERESTS**

Employee acknowledges and agrees that the Hospital is in the business of providing medical and related services to the public. Employee further acknowledges and agrees that the Hospital has expended substantial sums and dedicated significant resources to develop, analyze, organize, protect, and compile information concerning its past, present, and future planned operations and development. Employee agrees that:

(a) Any information concerning the current or future planned operations and development plans of the Hospital, the product strategies and management policies of the Hospital; the Hospital's expansion or product development plans; any and all business plans, sales plans, and marketing plans; the Hospital's marketing and product strategies; and financial information concerning the performance, profitability, loss, costs, and margins of the Hospital (collectively, "Confidential Information") are not generally known to the public or in the industry, are derived or developed during the employment relationship by virtue of the Hospital's operations, and are the sole and exclusive property of the Hospital.

(b) Confidential Information may include trade secret information that is protected under Nevada's Uniform Trade Secrets Act and includes information that is kept or maintained by the Hospital or its employees as hard copies, electronically, and includes information that is memorized or learned by the Employee and kept in Employee's memory.

(c) As a result of Employee's employment with the Hospital, Employee will have access to and be entrusted with Confidential Information which, during the employment relationship, shall only be used or disclosed by Employee for the performance of Employee's job duties, and shall be kept in the strictest confidence. During the employment relationship, Confidential Information shall not be used, disclosed, or disseminated for the benefit of Employee or for the benefit of any third persons.

(d) During Employee's employment, Employee shall not use or disclose any Confidential Information or trade secrets of Employee's former employer(s) or of any third persons.

(e) At the expiration of the employment relationship with the Hospital, Employee shall forever keep and maintain in strict confidence the Confidential Information. At the expiration of the employment relationship, Employee shall not use, take, misappropriate, or disclose any Confidential Information for the benefit of Employee or for the benefit of any third person.

## **7. TERMINATION OF EMPLOYMENT**

### **7.1 "Cause" for Termination.**

The Hospital may terminate Employee's employment hereunder for "Cause." "Cause" is defined to be:

(b) Per NRS 449.123 being convicted of a crime involving fraud, theft, embezzlement, assault, battery, rape, or other violent act or another crime involving dishonesty, violence, or moral turpitude.

(c) Declining or failing to follow any of the rules or policies of the Hospital communicated to Employee; or

(d) Failing to perform job duties at a level satisfactory to the Hospital.

The date on which the Hospital sends written notice of termination under this Section shall be the termination date. If Employee's employment is terminated for Cause, Employee shall be entitled to receive only the portion of Employee's Base Salary accrued to the termination date and therefore not paid and no reimbursement for any expenses incurred by Employee and support by appropriate documentation, which expenses have been incurred prior to the termination date and not therefore reimbursed. Except as set forth in the immediately preceding sentence, all of Employee's rights to compensation and privileges extended by this Agreement and those extended in accordance with Hospital policy hereunder shall be terminated, in the event of termination for Cause, as of the termination date.

### **7.2 Voluntary Separation.**

Employee may terminate this Agreement at any time.. The Hospital in its sole discretion may elect to accelerate the effective date of the Employee's resignation and the termination of the employment relationship will still be considered a voluntary termination by Employee. If Employee voluntarily terminates employment, for any reason, Employee shall be entitled to receive only the portion of Employee's accrued Base Salary and paid time off, to the termination date and not therefore paid and reimbursement for any expenses properly incurred by Employee and supported by appropriate documentation, which expenses have been incurred prior to termination date and not therefore reimbursed. In addition, an Employee's death, or inability to perform Employee's duties without

reasonable accommodation for a disability shall constitute a voluntary separation under this Section, per Hospital's policy.

#### **8. CONFLICT OF INTEREST**

Employee acknowledges that as an employee of the Hospital and has agreed to devote Employee's full business time, attention, skill, and effort exclusively to the performance of the duties and responsibilities hereunder. Employee further acknowledges and agrees that an employee of the Hospital, he owes the Hospital a duty of loyalty. Employee hereby covenants and agrees that he will not conduct or become involved with any business or business venture while employed by the Hospital without the express written authorization of the Board obtained after full disclosure of the nature of the business or business venture Employee intends to become involved with. Employee also represents, warrants, and agrees that Employee is not presently engaged in, nor shall Employee, during the term of the Employee's employment with the Hospital, enter any employment or agency relationship with any third party without the express written permission of the Board. Employee further represents, warrants, and agrees that Employee does not presently, nor shall Employee, during the term of Employee's employment with the Hospital, possess any significant interest, directly or indirectly, including without limitation through Employee's family or through organizations or trusts controlled by Employee, in any third party whose interests might conflict with those of the Hospital. Employee acknowledges that Employee is subject to Nevada Ethics Laws, NRS 281 et. seq.

#### **9. SEVERABILITY**

In the event one or more of the provisions or portions of this Agreement is determined to be illegal or unenforceable, the remainder of the Agreement shall not be affected thereby and each remaining provision or portion shall continue to be valid and effective and shall be enforceable to the fullest extent permitted by law.

#### **10. ASSIGNMENT**

Neither this Agreement nor any of Employee's rights or duties hereunder may be assigned or delegated by Employee.

#### **11. INDEMNIFICATION**

Indemnification by the Hospital. To the fullest extent permitted by applicable law, the Hospital shall indemnify, defend, and hold harmless the Employee from and against any and all claims, demands, actions, suits, proceedings, damages, liabilities, judgments, fines, penalties, losses, costs, and expenses (including reasonable attorneys' fees and defense costs) arising out of or related to any act or omission of the Employee performed within the scope of the Employee's employment and in good faith on behalf of the Hospital, provided that such indemnification is subject to and limited by applicable law.

Exclusions. Indemnification, defense, and advancement of expenses under this clause shall not apply to: acts or omissions outside the scope of the Employee's employment; the

Employee's willful misconduct; or the Employee's gross negligence. Any indemnification provided herein is in all respects subject to applicable law.

The Hospital may assume the defense of any claim subject to indemnification with counsel reasonably acceptable to the Employee. The Employee shall cooperate in good faith in the defense of any such matter. Neither party shall settle any claim in a manner that imposes any admission of wrongdoing or personal liability on the other party without that party's prior written consent (not to be unreasonably withheld, conditioned, or delayed).

The Hospital may maintain directors and officers liability insurance, employment practices liability insurance, or other insurance covering the Employee for acts within the scope of employment. Indemnification provided under this clause shall be secondary to, and not duplicative of, any available insurance coverage, and shall be applied to the extent such insurance does not provide coverage.

The rights provided in this clause are in addition to, and not exclusive of, any other rights the Employee may have at law, in equity, under the Hospital's governing documents or policies, or under any other agreement, and shall be interpreted to afford the maximum protection permitted by applicable law.

#### **12. ENTIRE AGREEMENT AND WAIVER**

This Employment Agreement contains the entire agreement of the parties hereto on its subject matter and supersedes all previous agreements between the parties hereto, written, or oral, express, or implied, covering the subject matter hereof. No representations, inducements, promises, or agreements, oral or otherwise, not embodied in writing or expressly referenced herein, shall be of any force or effect. No waiver or modification of any of the provisions of this Agreement shall be valid unless in writing and signed by or on behalf of the party granting such waiver or modification. No failure of the Hospital to exercise any power given it hereunder and no custom or practice at variance with the terms hereof, shall constitute a waiver of the right of the Hospital to demand strict compliance with the terms hereof.

#### **13. SURVIVAL**

The provisions of Section 6 and Section 10 shall survive termination of this Agreement and remain enforceable according to its terms.

#### **15. GOVERNING LAW**

This Agreement shall be governed by and construed, and the rights and obligations of the parties hereto enforced, in accordance with the laws of the State of Nevada. The parties agree that the exclusive venue for any action, suit, or proceeding arising out of or relating to this Agreement or the Employee's employment shall be the state courts located in Lander County, Nevada; or if federal jurisdiction exists, the United States District Court for the District of Nevada, Reno, Nevada.

**15. WAIVER OF JURY TRIAL**

TO THE FULLEST EXTENT PERMITTED BY APPLICABLE LAW, THE HOSPITAL AND THE EMPLOYEE EACH KNOWINGLY, VOLUNTARILY, AND INTENTIONALLY WAIVE ANY RIGHT TO A TRIAL BY JURY IN ANY CIVIL ACTION, PROCEEDING, COUNTERCLAIM, OR OTHER LITIGATION (WHETHER SOUNDING IN CONTRACT, TORT, STATUTE, OR OTHERWISE) ARISING OUT OF OR RELATING TO THIS AGREEMENT, THE EMPLOYMENT RELATIONSHIP, OR THE TERMINATION OF EMPLOYMENT. This waiver applies to any court proceeding between the parties, including without limitation: actions to compel or stay arbitration; actions to confirm, modify, or vacate an arbitration award; applications for temporary, preliminary, or permanent injunctive relief; and any other judicial proceeding arising out of or relating to this Agreement or the Employee's employment.

**16. CONSTRUCTION**

The captions and headings of the sections hereof are for convenience only and shall not control or affect the meaning or construction of any of the terms of this Agreement.

The parties agree that this Agreement may be executed by facsimile, electronic or pdf scanned signatures sent by electronic mail, which shall have the same effect as original signatures of the parties.

This Agreement may be executed in any number of counterparts, each of which shall be deemed an original but all of which shall constitute one and the same instrument; but in making proof of this Agreement, it shall not be necessary to produce or account for more than one such counterpart. It is not necessary that each Party hereto execute the same counterpart, so long as identical counterparts are executed by all Parties.

The parties agree that the normal rule of construction to the effect that any ambiguities are to be resolved against the drafting party shall not be employed in the interpretation of this Agreement.

As used in this Agreement, the masculine, feminine, or neuter gender, and the singular or plural number, shall each be considered to include the others whenever the context so indicates.

**17. BINDING EFFECT**

This Agreement shall inure to the benefit of and be binding upon the parties hereto and their respective heirs, assigns and successors.

//

**IN WITNESS THEREOF**, the parties have executed this Agreement as of the date first written below, to be effective as of that same date.

**BATTLE MOUNTAIN GENERAL HOSPITAL**

Dated: \_\_\_\_\_

BY: \_\_\_\_\_  
Lyle Lemaire, Chairman of the Board

Dated: \_\_\_\_\_

BY: \_\_\_\_\_  
Hope Bauer, CEO



Battle Mountain General Hospital

# FINANCIALS

DECEMBER 2025

**BATTLE MOUNTAIN GENERAL HOSPITAL  
DECEMBER 2025  
FINANCIAL STATEMENT REVIEW  
BALANCE SHEET**

**ASSETS**

- *Operating Cash at the end of December 2025 was \$1,640,219, with an additional \$2,727,061, in money market funds, LGIP Accounts of \$5,284, in the Construction Reserve, \$237,312, in the Capital Expenditures, and \$6,518,803, in the Operations Reserve, \$254,257 in the Savings Reserve, with long-term cash investments equal to an additional \$29,200,591. Balance of short-term investment accounts were, Operations Reserve \$11,326,327, Cap Ex Reserve \$3,187,460, Construction Reserve \$7,561,564.*
- *Gross accounts receivable had a balance of \$5,674,213 (total) and net accounts receivable (what we expect to collect) had a balance of \$895,257. The balance of the accounts receivable is made up of Athena A/R, \$5,658,890, Prognosis A/R, -0-, Point Click Care A/R, \$249,174, Sharp Ambulance Billing A/R, 14,649, and (\$248,499) in Athena A/R Clearing accounts.*
- *Accounts Payable balance at December month end was \$413,784.*
- *Total payroll liabilities were \$402,875 and is comprised mostly of accrued payroll and accrued vacation totals.*
- *Deferred Revenues are \$285,000, which is the Helmsley Grant that was received but not all equipment has been purchased.*

**INCOME STATEMENT**

**REVENUES**

- *Gross patient revenue for December was \$1,782,830 compared to a budget of \$1,629,787. December revenues came in over budget by \$153,043. December's gross revenues were \$50,486 more than November's.*

Month Ending 12/31/2024	Month To Date 12/31/2025			Prior Year To Date 12/31/2024	Year To Date 12/31/2025	
Actual	Actual	Budget 2026		Actual	Actual	Budget 2026
786,920	703,621	651,808	Emergency	3,919,107	4,479,543	3,910,849
22,144	96,669	48,023	Inpatient	80,984	391,631	288,138
447,136	548,899	475,865	Outpatient	2,915,483	3,104,357	2,855,191
3,532	30,671	5,533	Observation	44,247	156,591	33,194
158,356	138,565	147,916	Clinic	887,627	931,577	887,500
22,915	35,415	55,895	Swing bed	142,259	305,847	335,368
231,672	228,990	244,747	Skilled nursing (SNF)	1,310,610	1,303,865	1,468,482
1,672,675	1,782,830	1,629,787	Total Patient Revenue	9,300,317	10,673,411	9,778,722

- *In December ER and OBS were the only level of care that exceeded the budgeted amount. All other levels were under budget.*
- *Gross Clinic revenues were under budget in December at \$138,565, compared to a budget of \$147,916. The Clinic had a decrease in revenues of \$1,289, when compared to November's revenue numbers.*

## DEDUCTIONS

- *Contractual Adjustments for December were \$587,476, with a budgeted amount of \$529,681.*
- *Bad debt was \$393,072, which is made up of Athena accounts, Bad Debt recovery, AR Allowance adjustment, and return on equity that is received from Noridian. Bad Debt Passthrough from Noridian was (\$3,920), Bad Debt Adjustment was (1,176) EMS(SHARP) B/D write offs were -0-, Athena write offs were \$45,341. B/D recovery was (2,707). Allowance adjustment was (400,000), Adj to AR Collections 73,632.*

## EXPENSES

- *Total Operating Expenses for December were \$1,664,417 compared to a budget of \$1,663,654, over budget, or a difference of \$763.*
- 
- *Employee Related Expenses were \$956,096 as compared to a budget of \$998,412 which is 4% under budget for the month.*
- 

## OPERATING INCOME AND NET INCOME

- *During the month of December BMGH overall experienced (Loss)/Gain from operations of \$(336,129) as compared to a budgeted net loss of (\$598,117), YTD as of December (\$2,101,462).*
- *The Overall (Loss)/Gain for the month of December was 244,590 compared to a budget of \$1,678 YTD (Loss)Gain was 2,113,417, compared to the budgeted amount of (9,932).*

**Battle Mountain General Hospital  
Balance Sheet -- Summary  
of December 31, 2025**

Reporting Book:  
As of Date:

ACCRUAL  
12/31/2025

	Month Ending 12/31/2025 <small>Actual</small>	Month Ending 06/30/2025 <small>Actual</small>
<b>Assets</b>		
<b>Current Assets</b>		
Cash and Liquid Capital	33,580,922.09	29,720,147.33
US Bank	62,048.11	19,098.04
Operating Account	1,640,219.03	1,427,478.07
LGIP - Operations Reserve	6,518,803.02	1,999,749.57
LGIP - Construction Reserve	5,283.91	5,208.32
LGIP - Capital Expenditures Reserve	237,311.84	233,917.03
LGIP - SAV	254,257.05	583,841.68
Cash - TBILL Operations Reserve	11,326,326.99	11,097,553.08
Cash - TBILL Construction Reserve	7,561,564.33	9,608,571.69
Cash - TBILL Capital Expenditures Reserve	3,187,460.08	3,123,078.41
Cash - Money Market Account	2,727,060.71	1,590,132.61
Cash - Resident's Trust	28,517.31	18,206.96
Cash - Transfer	29,969.71	11,211.87
Petty Cash	1,700.00	1,700.00
Petty Cash - Resident's Trust	400.00	400.00
<b>Total Cash and Liquid Capital</b>	<b>33,580,922.09</b>	<b>29,720,147.33</b>
<b>Short Term Investments</b>		
TBILL-Operations Reserve	0.00	0.00
TBILL-Construction Reserve	0.00	0.00
TBILL-Capital Expenditures Reserve	0.00	0.00
Mark to Market - TBILLS	0.00	0.00
<b>Total Short Term Investments</b>	<b>0.00</b>	<b>0.00</b>
Accounts Receivable, Net of Allowance		0.00
Accounts Receivable	5,674,213.19	4,712,133.97
Allowances against Receivables	4,778,956.27	3,668,956.27
<b>Total Accounts Receivable, Net of Allowance</b>	<b>895,256.92</b>	<b>1,043,177.70</b>
Other Receivables	1,591,674.55	4,816,278.20
Inventory	486,346.66	478,763.86
Prepaid Expenses	110,878.95	92,136.03
<b>Total Current Assets</b>	<b>36,665,079.17</b>	<b>36,150,503.12</b>
<b>Long Term Assets</b>		
<b>Fixed Assets, Net of Depreciation</b>		
Fixed Assets	41,784,602.06	41,108,972.16
Accumulated Depreciation	27,644,901.84	26,755,848.65
Construction in Progress	18,183,329.93	17,486,233.46
<b>Total Fixed Assets, Net of Depreciation</b>	<b>32,323,030.15</b>	<b>31,839,356.97</b>
<b>Total Long Term Assets</b>	<b>32,323,030.15</b>	<b>31,839,356.97</b>
<b>Long Term Investments</b>		
Wells Fargo - Long Term Investments	29,090,000.00	29,580,000.00
Mark to Market - Long Term Investments	110,590.95	46,404.47
<b>Total Long Term Investments</b>	<b>29,200,590.95</b>	<b>29,626,404.47</b>
Deferred Outflow (Pension Liability)		5,181,072.00
Deferred Outflow (Pension Liability)	5,181,072.00	5,181,072.00
<b>Total Deferred Outflow (Pension Liability)</b>	<b>5,181,072.00</b>	<b>5,181,072.00</b>
<b>Total Assets</b>	<b>103,369,772.27</b>	<b>102,797,336.56</b>
<b>Liabilities</b>		
<b>Current Liabilities</b>		
Accounts Payable	413,784.04	1,706,500.24
Accrued Taxes	(0.04)	(0.03)
Accrued Payroll and Related	402,875.29	412,679.18
Deferred Revenue	285,000.00	620,000.00
<b>Total Current Liabilities</b>	<b>1,101,659.29</b>	<b>2,739,179.39</b>
Suspense Liabilities	(120,454.32)	(216,993.24)
Uncategorized Liabilities	15,407,184.00	15,407,184.00
Legal Liabilities	16,388,388.97	17,929,370.15
Retained Earnings	86,736,793.45	80,855,941.13
<b>Net Income</b>	<b>244,589.85</b>	<b>4,012,025.28</b>

**Battle Mountain General Hospital**  
**Income Statement - Detail against Budget**  
**s of December 31, 2025**

Reporting Book: ACCRUAL  
As of Date: 12/31/2025

Month Ending 12/31/2024			Month To Date 12/31/2025			Prior Year To Date 12/31/2024			Year To Date 12/31/2025		
Actual	Actual	Budget 2026		Actual	Budget 2026	Actual	Actual	Budget 2026	Actual	Actual	Budget 2026
786,920	703,621	651,808	Emergency	3,919,107	4,479,543	3,910,849					
22,144	96,669	48,023	Inpatient	80,984	391,631	288,138					
447,136	548,899	475,865	Outpatient	2,915,483	3,104,357	2,855,191					
3,532	30,671	5,533	Observation	44,247	156,591	33,194					
158,356	138,565	147,916	Clinic	887,627	931,577	887,500					
22,915	35,415	55,895	Swing bed	142,259	305,847	335,368					
231,672	228,990	244,747	Skilled nursing (SNF)	1,310,610	1,303,865	1,468,482					
1,672,675	1,782,830	1,629,787	Total Patient Revenue	9,300,317	10,673,411	9,778,722					
487,544	587,476	529,681	Contractual Adjustments	2,589,415	3,459,910	3,178,084					
			Bad Debt								
55,094	106,960	89,638	Bad Debt Write Off Hospital/Clinic	605,572	438,880	537,830					
(8,646)	(2,718)	0	Bad Debt Recovery	(25,365)	(50,237)	0					
46,448	104,242	89,638	Total Bad Debt	580,207	388,643	537,830					
672	0	0	Revenue Deductions	671	6,031	0					
534,664	691,718	619,319	Total Revenue Deductions	3,170,293	3,854,584	3,715,914					
0	138	83	Incentive Revenue	511	2,323	500					
0	138	83	Total Other Patient Revenue	511	2,323	500					
1,138,011	1,091,250	1,010,551	Total Net Patient Revenue	6,130,535	6,821,150	6,063,308					
90,123	237,038	54,986	Other Operating Revenue	390,515	545,538	329,915					
387,449	434,071	431,879	Non-Operating Revenue	2,341,237	2,938,713	2,591,271					
64,710	147,401	168,333	Interest Income	1,125,037	1,277,928	1,010,000					
452,159	581,472	600,212	Total Non-Operating Revenue	3,466,274	4,216,641	3,601,271					
1,680,293	1,909,760	1,665,749	Total Income before Expenses	9,987,324	11,583,329	9,994,494					
14,496	9,774	22,750	Repairs and Maintenance	150,044	73,685	136,503					
3,986	6,144	4,928	Leases and Rental Expenses	49,180	35,900	29,563					
519,954	956,096	998,412	Employee Related Expenses	4,916,963	5,497,875	5,990,473					
117,775	207,358	109,283	Supplies	673,231	860,646	655,698					
239,803	267,987	246,343	Contract Services	1,359,317	1,770,380	1,478,057					
2,770	11,945	9,496	Other Department Expenses	75,231	68,352	76,980					
898,784	1,459,304	1,391,212	Total Departmental Expenses	7,223,966	8,306,838	8,367,274					
20,135	20,575	27,059	Hospital Insurance Expenses	120,497	120,460	162,350					
26,908	10,909	27,793	Utilities	142,948	93,318	166,762					
159,301	151,660	213,667	Depreciation and Amortization	925,698	889,054	1,282,000					
1,776	1,309	2,500	Recruitment and Credentialing	14,239	6,804	15,000					
297	8,049	1,173	Other Fees	14,544	17,750	7,040					
21,911	12,611	250	Other Operating Expenses	38,644	33,926	1,500					
230,328	205,113	272,442	Total General and Administrative Expenses	1,256,570	1,161,312	1,634,652					
1,129,112	1,664,417	1,663,654	Total Operating Expenses	8,480,536	9,468,150	10,001,926					
440	753	417	Non-Operating Expenses	1,597	1,762	2,500					
1,129,552	1,665,170	1,664,071	Total Expenses	8,482,133	9,469,912	10,004,426					
550,741	244,590	1,678	Total Net Income	1,505,191	2,113,417	(9,932)					

**Battle Mountain General Hospital  
Wells Fargo - Operating Account  
December 2025**

**Beginning Balance:**

Cash in Operating Account for Operations	649,631.66	
Petty Cash - Hospital	1,700.00	651,331.66

**Deposits**

Ad Valorem	186,529.29	
Net Proceeds of Mines	0.00	
Consolidated Tax	101,992.04	
County JPHSC EMS Rent	4,000.00	
340B	229,338.45	
UPL/DSH	0.00	
Healthy Thursday	260.00	
Transfer from Construction Reserve	673,000.00	
Misc/Rebates/Dietary	10,970.55	
Hospital/Clinic Receipts	1,324,097.93	
		<b>2,530,188.26</b>

**Expenditures:**

Accounts Payable	887,960.80	
Athena	25,082.12	
Allied Insurance	38,728.59	
Payroll (Net)	485,120.19	
Payroll Taxes	102,334.45	
Transfer to Money Market for investments	0.00	
Transfer to LGIP Operating Reserves	0.00	
Merchant Charges	374.74	
		<b>1,539,600.89</b>

**Ending Balance:**

Cash in Operating Account for Operations	1,640,219.03	
Petty Cash - Hospital	1,700.00	<u><b>1,641,919.03</b></u>

**OPERATIONS RESERVE ACCOUNT**

**Wells Fargo Securities, LLC**  
**Wells Fargo Bank, N.A.**

**Statement Period**  
**12/01/2025 - 12/31/2025**

**Combined Account Summary**

BATTLE MOUNTAIN GENERAL HOSPITAL  
 535 S HUMBOLDT ST

**Account Number**

**Total Account Value Summary - US Dollar (USD)**

This summary does not reflect the value of unpriced securities. Repurchase agreements are reflected at par value.

	Amount Last Statement Period	Amount This Statement Period	% Portfolio
Cash	\$ 0.00	\$ 0.00	0%
Money Market Mutual Funds	11,290,662.58	11,326,326.99	100%
Bonds	0.00	0.00	0%
Stocks	0.00	0.00	0%
<b>Total Account Value</b>	<b>\$ 11,290,662.58</b>	<b>\$ 11,326,326.99</b>	<b>100%</b>
<b>Value Change Since Last Statement Period</b>	<b>\$ 35,664.41</b>	<b>0%</b>	
<b>Percent Increase Since Last Statement Period</b>	<b>\$ 10,878,424.85</b>	<b>4%</b>	
<b>Value Last Year-End</b>			
<b>Percent Increase Since Last Year-End</b>			

\*\*\*Includes amortized Par value of municipal leases and notes.

**Total Income Summary USD**

	This Period	Year-To-Date
Interest	\$ 0.00	\$ 0.00
Dividends/Capital Gains	0.00	0.00
Money Market Mutual Funds Dividends	35,664.41	386,783.21
Other	0.00	0.00
<b>Income Total</b>	<b>\$ 35,664.41</b>	<b>\$ 386,783.21</b>

**Total Interest Charged USD**

Description	This Period
Debit Interest For December 2025	0.00
<b>Total Interest Charged</b>	<b>\$ 0.00</b>

**Total Money Market Mutual Funds Summary USD**

Description	Amount
<b>Opening Balance</b>	<b>\$ 11,290,662.58</b>
Deposits and Other Additions	0.00
Distributions and Other Subtractions	0.00
Dividends Reinvested	35,664.41
Change in Value	0.00
<b>Closing Balance</b>	<b>\$ 11,326,326.99</b>



**CONSTRUCTION RESERVE ACCOUNT**

**Wells Fargo Securities, LLC**  
**Wells Fargo Bank, N.A.**

**Statement Period**  
**12/01/2025 - 12/31/2025**

**Combined Account Summary**

BATTLE MOUNTAIN GENERAL HOSPITAL  
 535 S HUMBOLDT ST

**Account Number**

**Total Account Value Summary - US Dollar (USD)**

This summary does not reflect the value of unpriced securities. Repurchase agreements are reflected at par value.

	Amount Last Statement Period	Amount This Statement Period	Portfolio
Cash	\$ 0.00	\$ 0.00	0%
Money Market Mutual Funds	8,208,635.28	7,561,564.33	100%
Bonds	0.00	0.00	0%
Stocks	0.00	0.00	0%
<b>Total Account Value</b>	<b>\$ 8,208,635.28</b>	<b>\$ 7,561,564.33</b>	<b>100%</b>
<b>Value Change Since Last Statement Period</b>	<b>\$</b>	<b>\$(647,070.95)</b>	<b>8%</b>
<b>Percent Decrease Since Last Statement Period</b>	<b>\$</b>	<b>\$ 9,418,904.02</b>	<b>20%</b>
<b>Value Last Year-End</b>			
<b>Percent Decrease Since Last Year-End</b>			

\*\*\*Includes amortized Par value of municipal leases and notes.

**Total Income Summary USD**

	This Period	Year-To-Date
Interest	\$ 0.00	\$ 0.00
Dividends/Capital Gains	0.00	0.00
Money Market Mutual Funds Dividends	25,929.05	322,690.21
Other	0.00	0.00
<b>Income Total</b>	<b>\$ 25,929.05</b>	<b>\$ 322,690.21</b>

**Total Interest Charged USD**

Description	This Period
Debit Interest For December 2025	0.00
<b>Total Interest Charged</b>	<b>\$ 0.00</b>

**Total Money Market Mutual Funds Summary USD**

Description	Amount
<b>Opening Balance</b>	<b>\$ 8,208,635.28</b>
Deposits and Other Additions	0.00
Distributions and Other Subtractions	(673,000.00)
Dividends Reinvested	25,929.05
Change in Value	0.00
<b>Closing Balance</b>	<b>\$ 7,561,564.33</b>

WELLS FARGO

**CAPITAL EXPENDITURE ACCOUNT**

**Wells Fargo Securities, LLC**  
**Wells Fargo Bank, N.A.**

**Statement Period**  
**12/01/2025 - 12/31/2025**

**Combined Account Summary**

BATTLE MOUNTAIN GENERAL HOSPITAL  
 535 S HUMBOLDT ST  
**Account Number**

**Total Account Value Summary - US Dollar (USD)**

This summary does not reflect the value of unpriced securities. Repurchase agreements are reflected at par value.

	Amount Last Statement Period	Amount This Statement Period	% Portfolio
Cash	\$ 0.00	\$ 0.00	0%
Money Market Mutual Funds	3,177,423.38	3,187,460.08	100%
Bonds	0.00	0.00	0%
Stocks	0.00	0.00	0%
<b>Total Account Value</b>	<b>\$ 3,177,423.38</b>	<b>\$ 3,187,460.08</b>	<b>100%</b>
<b>Value Change Since Last Statement Period</b>	<b>\$ 10,036.70</b>	<b>0%</b>	
<b>Percent Increase Since Last Statement Period</b>	<b>4%</b>		
<b>Value Last Year-End</b>	<b>\$ 3,061,363.37</b>		
<b>Percent Increase Since Last Year-End</b>	<b>4%</b>		

\*\*\*Includes amortized Par value of municipal leases and notes.

**Total Income Summary USD**

	This Period	Year-To-Date
Interest	\$ 0.00	\$ 0.00
Dividends/Capital Gains	0.00	0.00
Money Market Mutual Funds Dividends	10,036.70	109,119.23
Other	0.00	0.00
<b>Income Total</b>	<b>\$ 10,036.70</b>	<b>\$ 109,119.23</b>

**Total Interest Charged USD**

Description	This Period
Debit Interest For December 2025	0.00
<b>Total Interest Charged</b>	<b>\$ 0.00</b>

**Total Money Market Mutual Funds Summary USD**

Description	Amount
<b>Opening Balance</b>	<b>\$ 3,177,423.38</b>
Deposits and Other Additions	0.00
Distributions and Other Subtractions	0.00
Dividends Reinvested	10,036.70
Change in Value	0.00
<b>Closing Balance</b>	<b>\$ 3,187,460.08</b>





**Wells Fargo Securities, LLC  
Wells Fargo Bank, N.A.**

**Statement Period  
12/01/2025 - 12/31/2025**

**Combined Account Summary**

BATTLE MOUNTAIN GENERAL HOSPITAL  
535 S HUMBOLDT ST

Account Number

**Total Account Value Summary - US Dollar (USD)**

This summary does not reflect the value of unpriced securities. Repurchase agreements are reflected at par value.

	Amount Last Statement Period	Amount This Statement Period	% Portfolio
Cash	\$ 6,457.33	\$ 54,806.25	0%
Money Market Mutual Funds	2,636,175.13	2,672,254.46	8%
Bonds	29,209,247.74	29,200,590.95	92%
Stocks	0.00	0.00	0%
<b>Total Account Value</b>	<b>\$ 31,851,880.20</b>	<b>\$ 31,927,651.66</b>	<b>100%</b>
<b>Value Change Since Last Statement Period</b>	<b>\$</b>	<b>\$ 75,771.46</b>	<b>0%</b>
<b>Percent Increase Since Last Statement Period</b>	<b>\$</b>	<b>\$ 28,975,909.77</b>	<b>10%</b>
<b>Value Last Year-End</b>			
<b>Percent Increase Since Last Year-End</b>			

\*\*\*Includes amortized Par value of municipal leases and notes.

**Total Income Summary USD**

	This Period	Year-To-Date
Interest	\$ 76,222.69	\$ 1,194,244.95
Dividends/Capital Gains	0.00	0.00
Money Market Mutual Funds Dividends	8,205.56	65,691.82
Other	0.00	0.00
<b>Income Total</b>	<b>\$ 84,428.25</b>	<b>\$ 1,259,936.77</b>

**Total Interest Charged USD**

Description	This Period
Debit Interest For December 2025	0.00
<b>Total Interest Charged</b>	<b>\$ 0.00</b>

**Total Money Market Mutual Funds Summary USD**

Description	Amount
<b>Opening Balance</b>	<b>\$ 2,636,175.13</b>
Deposits and Other Additions	27,873.77
Distributions and Other Subtractions	0.00
Dividends Reinvested	8,205.56
Change in Value	0.00
<b>Closing Balance</b>	<b>\$ 2,672,254.46</b>

**Battle Mountain General Hospital**  
**Schedule of Patient Revenues vs. Patient Payments**  
**Fiscal Years ending June 30, 2026 & 2025**

**Fiscal Year ending June 30, 2026**

<b>Month/Year</b>	<b>Gross Patient Monthly Revenue</b>	<b>Three Month Rolling Average</b>	<b>Patient Payments</b>	<b>Patient Pymts % vs. Rolling Avg.</b>
Jul-25	\$1,830,147	\$1,692,946	\$1,237,117	73.1%
Aug-25	\$1,601,021	\$1,671,058	\$1,091,824	65.3%
Sep-25	\$1,826,152	\$1,752,440	\$1,091,403	62.3%
Oct-25	\$1,900,918	\$1,776,030	\$1,148,815	64.7%
Nov-25	\$1,732,344	\$1,819,805	\$918,583	50.5%
Dec-25	\$1,782,830	\$1,805,364	\$1,324,098	73.3%
Jan-26				
Feb-26				
Mar-26				
Apr-26				
May-26				
Jun-26				
<b>YTD 6 mo. AVG</b>	<b>\$1,778,902</b>	<b>\$1,752,941</b>	<b>\$1,135,307</b>	<b>64.8%</b>

**Fiscal Year ended June 30, 2025**

<b>Month/Year</b>	<b>Gross Patient Monthly Revenue</b>	<b>Three Month Rolling Average</b>	<b>Patient Payments</b>	<b>Patient Pymts % vs. Rolling Avg.</b>
Jul-24	\$1,455,416	\$485,139	\$796,186	164.1%
Aug-24	\$1,449,563	\$968,326	\$888,117	91.7%
Sep-24	\$1,674,162	\$1,526,380	\$985,409	64.6%
Oct-24	\$1,616,094	\$1,579,940	\$1,896,715	120.0%
Nov-24	\$1,432,407	\$1,574,221	\$1,113,188	70.7%
Dec-24	\$1,672,675	\$1,573,725	\$1,050,996	66.8%
Jan-25	\$1,423,743	\$1,509,608	\$1,093,255	72.4%
Feb-25	\$1,488,197	\$1,528,205	\$931,967	61.0%
Mar-25	\$1,564,858	\$1,492,266	\$1,195,088	80.1%
Apr-25	\$1,952,693	\$1,668,583	\$971,785	58.2%
May-25	\$1,666,686	\$1,728,079	\$1,247,218	72.2%
Jun-25	\$1,582,006	\$1,733,795	\$1,038,681	59.9%
<b>YTD 12 mo. AVG</b>	<b>\$1,581,542</b>	<b>\$1,447,356</b>	<b>\$1,100,717</b>	<b>76.1%</b>

# DECEMBER

SIX Month Year-to-date 2024 Sum of Charges		SIX Month Year-to-date 2025 Sum of Charges		Changes Greater than \$5K FY 2026 Increase (Decrease)	
<b>CM - Blood Bank</b>	<b>29,926.32</b>	<b>CM - Blood Bank</b>	<b>21,264.32</b>	<b>(8,662.00)</b>	<b>-29%</b>
Emergency	18,845.99	Emergency	14,097.15		
Inpatient		Inpatient	3,165.67		
Outpatient	11,080.33	Outpatient	4,001.50	<b>(7,078.83)</b>	<b>-64%</b>
Swing bed	0.00	Swing bed	0.00		
<b>CM - Central Supply</b>	<b>5,003.89</b>	<b>CM - Central Supply</b>	<b>6,481.05</b>		
Emergency	5,003.89	Emergency	6,474.23		
Swing bed	0.00	Swing bed	6.82		
Outpatient	0.00	Outpatient	0.00		
<b>CM - CT Scan</b>	<b>1,377,204.55</b>	<b>CM - CT Scan</b>	<b>1,650,022.71</b>	<b>272,818.16</b>	<b>20%</b>
Emergency	1,106,217.11	Emergency	1,230,158.80	123,941.69	11%
Inpatient	0.00	Inpatient	22,903.93	22,903.93	#DIV/0!
Observation	0.00	Observation	25,895.58	25,895.58	#DIV/0!
Outpatient	270,987.44	Outpatient	367,368.09	96,380.65	36%
Swing bed	0.00	Swing bed	3,696.31		
<b>CM - Infusion</b>	<b>375,385.85</b>	<b>CM - Infusion</b>	<b>482,231.74</b>	<b>106,845.89</b>	<b>28%</b>
Emergency	315,685.48	Emergency	384,196.14	68,510.66	22%
Inpatient	0.00	Inpatient	13,223.94	13,223.94	100%
Observation	8,895.12	Observation	41,833.09	32,937.97	370%
Outpatient	50,805.25	Outpatient	42,978.57	<b>(7,826.68)</b>	<b>-15%</b>
Swing bed	0.00	Swing bed	0.00		
<b>CM - Laboratory</b>	<b>1,735,871.83</b>	<b>CM - Laboratory</b>	<b>1,992,430.48</b>	<b>256,558.65</b>	<b>15%</b>
Emergency	476,759.79	Emergency	569,008.90	92,249.11	19%
Inpatient	1,867.06	Inpatient	40,405.64	38,538.58	2064%
Observation	2,896.46	Observation	10,594.49	7,698.03	266%
Outpatient	1,251,913.17	Outpatient	1,354,006.94	102,093.77	8%
Swing bed	2,435.35	Swing bed	18,414.51	15,979.16	656%
<b>CM - MRI</b>	<b>208,607.59</b>	<b>CM - MRI</b>	<b>329,868.54</b>	<b>121,260.95</b>	<b>58%</b>
Emergency	0.00	Emergency	6,150.15	6,150.15	100%
Inpatient	0.00	Inpatient	0.00		
Outpatient	208,607.59	Outpatient	323,718.39	115,110.80	55%
<b>CM - Observation</b>	<b>14,479.20</b>	<b>CM - Observation</b>	<b>35,049.96</b>	<b>20,570.76</b>	<b>142%</b>
Observation	14,479.20	Observation	35,049.96	20,570.76	142%
<b>CM - Pharmacy</b>	<b>382,104.88</b>	<b>CM - Pharmacy</b>	<b>489,058.84</b>	<b>106,953.96</b>	<b>28%</b>
Emergency	104,402.33	Emergency	188,013.26	83,610.93	80%
Inpatient	7,467.12	Inpatient	52,206.33	44,739.21	599%
Observation	2,964.37	Observation	18,364.76	15,400.39	520%
Outpatient	249,848.36	Outpatient	156,678.21	<b>(93,170.15)</b>	<b>-37%</b>
Swing bed	17,422.70	Swing bed	73,796.28	56,373.58	324%
<b>CM - Physical Therapy</b>	<b>501,829.64</b>	<b>CM - Physical Therapy</b>	<b>546,687.50</b>	<b>44,857.86</b>	<b>9%</b>
Emergency	902.73	Emergency	971.98		
Inpatient	7,048.06	Inpatient	22,138.24	15,090.18	214%
Observation	0.00	Observation	313.42		
Outpatient	471,286.55	Outpatient	490,134.08	18,847.53	4%
Swing bed	22,592.30	Swing bed	33,129.78	10,537.48	47%
<b>CM - Professional Fees</b>	<b>29,442.43</b>	<b>CM - Professional Fees</b>	<b>44,656.15</b>	<b>15,213.72</b>	<b>52%</b>
Emergency	28,760.59	Emergency	42,790.09	14,029.50	49%
Inpatient	0.00	Inpatient	536.58		
Observation	681.84	Observation	786.96		
Outpatient	0.00	Outpatient	542.52		
<b>CM - Radiology</b>	<b>340,373.60</b>	<b>CM - Radiology</b>	<b>375,329.47</b>	<b>34,955.87</b>	<b>10%</b>
Emergency	130,072.92	Emergency	154,794.06	24,721.14	19%
Inpatient	1,289.29	Inpatient	4,416.19		
Observation	338.03	Observation	1,042.11		
Outpatient	207,026.04	Outpatient	214,808.84	7,782.80	4%
Swing bed	1,647.32	Swing bed	268.27		
<b>CM - Ultrasound</b>	<b>120,017.33</b>	<b>CM - Ultrasound</b>	<b>125,398.96</b>	<b>5,381.63</b>	<b>4%</b>
Emergency	14,019.59	Emergency	12,096.55		

# DECEMBER

	SIX Month Year-to-date		SIX Month Year-to-date		Changes Greater than \$5K	
	2024	Sum of Charges	2025	Sum of Charges	FY 2026 Increase (Decrease)	
Inpatient		0.00	Inpatient	1,783.75		
Observation		0.00	Observation	807.22		
Outpatient		105,997.74	Outpatient	109,765.91		
Swing bed		0.00	Swing bed	945.53		
<b>CM- Swing Bed</b>		<b>6,282.70</b>	<b>CM- Swing Bed</b>	<b>17,986.65</b>	<b>11,703.95</b>	<b>186%</b>
Observation		0.00	Observation	238.48		
Swing bed		6,282.70	Swing bed	17,748.17	11,465.47	182%
<b>Emergency</b>		<b>1,601,216.36</b>	<b>Emergency</b>	<b>1,715,136.13</b>	<b>113,919.77</b>	<b>7%</b>
Emergency		1,595,078.10	Emergency	1,714,888.12	119,810.02	8%
Inpatient		5,020.62	Inpatient	248.01		
Observation		240.79	Observation	0.00		
Outpatient		1,288.45	Outpatient	248.01		
Swing bed		-411.60	Swing bed	-248.01		
<b>Med/Surg</b>		<b>69,504.88</b>	<b>Med/Surg</b>	<b>235,074.27</b>	<b>165,569.39</b>	<b>238%</b>
Inpatient		58,292.02	Inpatient	218,491.00	160,198.98	275%
Observation		11,212.86	Observation	16,583.27	5,370.41	48%
Swing bed		0.00	Swing bed	0.00		
<b>Respiratory Therapy</b>		<b>133,652.03</b>	<b>Respiratory Therapy</b>	<b>183,288.49</b>	<b>49,636.46</b>	<b>37%</b>
Emergency		101,634.49	Emergency	134,747.29	33,112.80	33%
Inpatient		0.00	Inpatient	7,298.42	7,298.42	100%
Observation		2,537.54	Observation	5,081.51		
Outpatient		29,480.00	Outpatient	34,781.10	5,301.10	18%
Swing bed		0.00	Swing bed	1,380.17		
<b>OP Lab/Rad</b>		<b>3,417.75</b>	<b>OP Lab/Rad</b>	<b>3,387.26</b>		
Outpatient		3,417.75	Outpatient	3,387.26		
<b>SNF/Respite</b>		<b>93,073.12</b>	<b>SNF/Respite</b>	<b>156,710.04</b>	<b>63,636.92</b>	<b>68%</b>
Inpatient		0.00	Inpatient	0.00		
Swing bed		93,073.13	Swing bed	156,710.04	63,636.91	68%
<b>Clinic</b>		<b>962,313.08</b>	<b>Clinic</b>	<b>959,483.89</b>		
Clinic		887,627.26	Clinic	931,576.24	43,948.98	5%
Emergency		18,306.29	Emergency	17,768.68		
Inpatient		-0.04	Inpatient	4,813.19		
Observation		0.00	Observation	0.00		
Outpatient		57,162.24	Outpatient	5,325.78	(51,836.46)	-91%
Swing bed		-782.67	Swing bed	0.00		
<b>LTC</b>		<b>1,310,609.87</b>	<b>LTC</b>	<b>1,303,865.00</b>	<b>(6,744.87)</b>	<b>-1%</b>
<b>Grand Total</b>		<b>9,300,316.90</b>	<b>Grand Total</b>	<b>10,673,411.45</b>	<b>1,373,094.55</b>	<b>15%</b>

**Company name:** Battle Mountain General Hospital  
**Report name:** Check register  
**Created on:** 1/19/2026

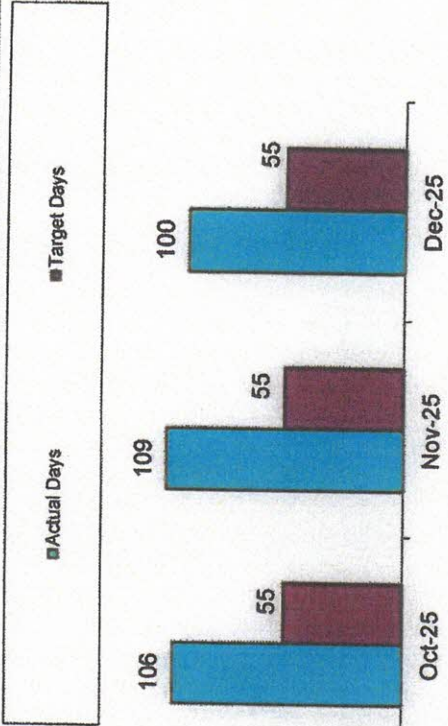
Bank	Date	Vendor	Document no.	Amount
	12/4/2025	903867--AFLAC TRADITIONAL AND DIRECT	112254	1,076.00
	12/4/2025	212--AMERICAN PROFICIENCY INSTITUTE	112255	840.00
	12/4/2025	1328--ANTHEM BLUE CROSS AND BLUE SHIELD	112256	4,152.84
	12/4/2025	900851--BAIR DISTRIBUTING INC	ACH	241.89
	12/4/2025	318--BATTLE MOUNTAIN GENERAL HOSPITAL ATHENA	112257	100.00
	12/4/2025	98723--BECKMAN COULTER, INC.	ACH	676.93
	12/4/2025	138--BRACCO DIAGNOSTICS INC.	112258	420.95
	12/4/2025	367--CARDINAL HEALTH 110, LLC	112259	8,289.36
	12/4/2025	732--CARDINAL HEALTH MEDICAL PRODUCTS & SERVICE	ACH	241.56
	12/4/2025	252--CHAMP VA	112260	24.26
	12/4/2025	679--CHEMAQUA	ACH	1,148.55
	12/4/2025	843--CHG MEDICAL STAFFING INC	ACH	11,400.00
	12/4/2025	366--CIRRUS PHARMACY SYSTEMS	ACH	1,213.84
	12/4/2025	808--Clearlyip INC	ACH	852.00
	12/4/2025	272--CONDER, CARYNN	ACH	105.00
	12/4/2025	99056--CONSILIUM STAFFING	ACH	49,688.05
	12/4/2025	9716--DONALD CARTER HANSEN MD PC	ACH	8,089.92
	12/4/2025	754--DR. JONES, DANIEL C	ACH	8,089.92
	12/4/2025	708--DR. PELLEGRINI	ACH	17,679.84
	12/4/2025	500433--EMPLOYEE FUND BMGH	ACH	195.00
	12/4/2025	240000--ETCHEVERRYS FOODTOWN	112261	206.96
	12/4/2025	100100--FARMER BROS. CO.	ACH	95.96
	12/4/2025	548--FERGUSON ENTERPRISES LLC#686	112262	1,963.13
	12/4/2025	655--FIDELITY INVESTMENTS	ACH	45.00
	12/4/2025	94300--FISHER HEALTHCARE	ACH	3,677.10
	12/4/2025	[REDACTED]	ACH	170.72
	12/4/2025	902502--GRAINGER	ACH	16.89
	12/4/2025	278--HEALTH ASSURE BY ALSCO	ACH	10,907.52
	12/4/2025	569--HEALTHSURE INS SERVICES, INC	ACH	3,950.00
	12/4/2025	324--HENRY SCHEIN	ACH	288.54
	12/4/2025	9706--HERMAN, PAUL	ACH	37,322.16
	12/4/2025	845--HIBCC	112263	50.00
	12/4/2025	255--HOLLAND AUTO PARTS, LLC	112264	138.30
	12/4/2025	814--HSA	ACH	75.00
	12/4/2025	9762--ICU MEDICAL	ACH	2,487.92
	12/4/2025	99041--INDIAN HEALTH SERVICES	112265	356.26
	12/4/2025	98455--JOHNSONS MEDICAL INC	ACH	2,172.17
	12/4/2025	99070--L3HARRIS PSPC	ACH	2,563.03
	12/4/2025	820--LAKE, MICHAEL	ACH	211.05
	12/4/2025	664--LANDER COUNTY	112266	75.00
	12/4/2025	180008--LANDER HARDWARE	112267	350.07
	12/4/2025	564--LINDE GAS & EQUIPMENT INC	ACH	5,113.14
	12/4/2025	712--McCLANAHAN, SHAWNEE	ACH	175.00
	12/4/2025	130031--MCKESSON DRUG COMPANY	ACH	33,041.85
	12/4/2025	349--MCKESSON MEDICAL SURGICAL	ACH	66.09
	12/4/2025	222444--MEDICAL PHYSICS SERVICES	112268	2,728.89
	12/4/2025	130044--MEDLINE INDUSTRIES, INC.	112269	4,364.42
	12/4/2025	130049--MIDWAY MARKET	112270	535.87
	12/4/2025	[REDACTED]	ACH	100.08

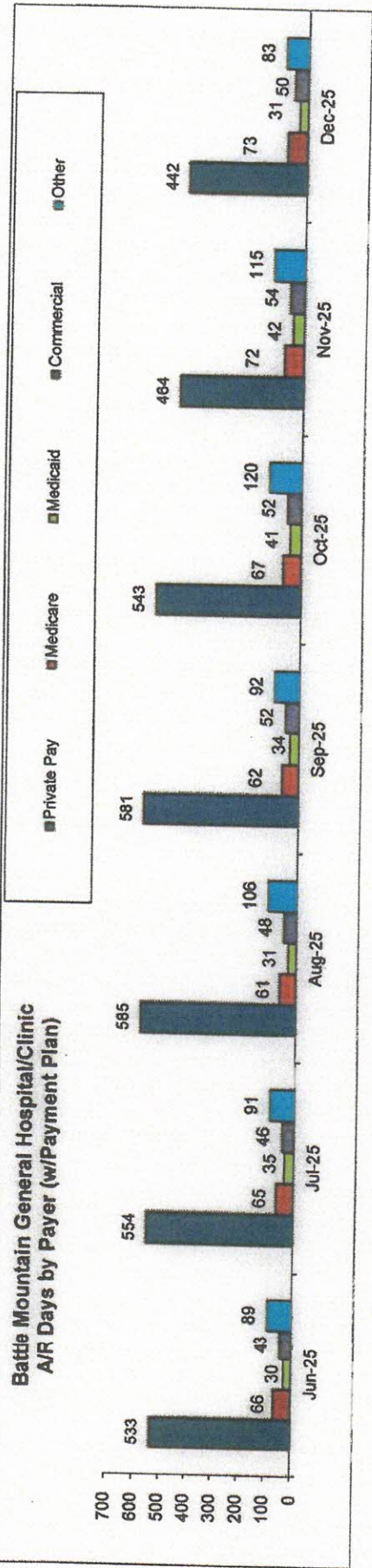
Bank	Date	Vendor	Document no.	Amount
	12/4/2025	92050--NAPA AUTO PARTS	112271	69.98
	12/4/2025	9630--NETWORK SERVICES CO	ACH	126.93
	12/4/2025	497--NEVADA ASSOCIATION OF EMPLOYERS	112272	810.60
	12/4/2025	140025--NEW YORK LIFE INS CO	112273	1,396.58
	12/4/2025	140046--NORCO, INC	112274	45.00
	12/4/2025	270--NORIDIAN HEATHCARE SOLUTIONS MEDICARE CENTER	112275	302.49
	12/4/2025	10--NOVARAD CORPORATION	112276	1,037.13
	12/4/2025	190008--NV ENERGY	112277	8,717.59
	12/4/2025	652--ODP BUSINESS SOLUTIONS LLC	ACH	609.15
	12/4/2025	767--OPTUM BANK	ACH	145.00
	12/4/2025	594--OVERTIME SPORTS BAR & GRILL	112278	6,830.46
	12/4/2025	9615--PACIFIC STATES COMMUNICATIONS	112279	1,379.55
	12/4/2025	1931--PEPPERMILL HOTEL CASINO RENO	ACH	139.86
	12/4/2025	9539--PHARMERICA	ACH	24.71
	12/4/2025	16--PITNEY BOWES GLOBAL FINANCIAL SERVICES LLC	ACH	431.61
	12/4/2025	9304--POINTCLICKCARE TECHNOLOGIES	ACH	1,230.77
	12/4/2025	747--PPLSI	112280	104.75
	12/4/2025	98984--PUBLIC EMPLOYEES RETIREMENT SYSTEM	ACH	189,829.33
	12/4/2025	2963--QUEST DIAGNOSTICS	112282	19,880.33
	12/4/2025	12--QUEST DIAGNOSTICS	112281	64.20
	12/4/2025	140027--RELIASTAR LIFE INSURANCE COMPANY	112283	550.00
	12/4/2025	550--SILVERTON MANAGEMENT COMPANY, LLC	ACH	3,313.60
	12/4/2025	806--SKY FIBER NETWORK	ACH	99.00
	12/4/2025	190016--SOUTHWEST GAS	112284	4,096.87
	12/4/2025	190033--US FOODSERVICE, INC.	ACH	4,463.41
	12/4/2025	220008--VITALANT	ACH	916.00
	12/4/2025	100801--WELLS FARGO	112285	7,953.89
	12/4/2025	1563--WEX BANK	ACH	268.01
	12/19/2025	785--AGAPE HOSPICE COMPLIANCE GUIDANCE	112286	12,611.38
	12/19/2025	98944--ALADDIN TEMP-RITE LLC	ACH	123.99
	12/19/2025	99081--ALBAN DE SCHUTTER	ACH	15,000.00
	12/19/2025	201--ALLEN, JODY	ACH	1,700.00
	12/19/2025	9442--AT&T	112287	35.75
	12/19/2025	900851--BAIR DISTRIBUTING INC	ACH	295.77
	12/19/2025	318--BATTLE MOUNTAIN GENERAL HOSPITAL ATHENA	112288	100.00
	12/19/2025	92100--BATTLE MTN. WATER & SEWER	112289	588.50
	12/19/2025	98723--BECKMAN COULTER, INC.	ACH	860.10
	12/19/2025	138--BRACCO DIAGNOSTICS INC.	112290	420.95
	12/19/2025	99032--BRIGGS ELECTRIC, INC	112291	31,279.90
	12/19/2025	367--CARDINAL HEALTH 110, LLC	112292	44,629.11
	12/19/2025	732--CARDINAL HEALTH MEDICAL PRODUCTS & SERVICE	ACH	399.16
	12/19/2025	77--CAREFUSION SOLUTIONS, LLC	ACH	1,062.00
	12/19/2025	843--CHG MEDICAL STAFFING INC	ACH	7,125.00
	12/19/2025	658--CIGNA HEALTHCARE	112293	614.77
	12/19/2025	757--CONSENSUS CLOUD SOLUTION, LLC	ACH	826.33
	12/19/2025	99050--CONSILIUM STAFFING	ACH	12,548.52
	12/19/2025	11--CORCOM COMMUNICATION	112294	699.00
	12/19/2025	1441--CTA INC/ CUSHING TERRELL	ACH	3,958.50
	12/19/2025	2929--DELL MARKETING L.P.	ACH	4,214.33
	12/19/2025	3039--DESERT DISPOSAL	112295	1,066.00
	12/19/2025	562--DISH NETWORK LLC	112296	762.08
	12/19/2025	9716--DONALD CARTER HANSEN MD PC	ACH	25,076.46

Bank	Date	Vendor	Document no.	Amount
	12/19/2025	435--DR. AJETT MAHENDERNATH	ACH	32,359.68
	12/19/2025	708--DR. PELLEGRINI	ACH	16,179.84
	12/19/2025	500433--EMPLOYEE FUND BMGH	ACH	189.00
	12/19/2025	1467--ENERSPECT	ACH	1,291.70
	12/19/2025	240000--ETCHEVERRYS FOODTOWN	112297	275.38
	12/19/2025	100100--FARMER BROS. CO.	ACH	307.50
	12/19/2025	399--FENWAL INC.	112298	1,814.53
	12/19/2025	548--FERGUSON ENTERPRISES LLC#686	112299	1,702.28
	12/19/2025	94300--FISHER HEALTHCARE	ACH	13,100.80
	12/19/2025	186--FREEMAN, KATHY	ACH	322.53
	12/19/2025	35--GALLAGHER BENEFIT SERVICES	112300	507.60
	12/19/2025	99078--Golcochea, DiGrazia, Coyle & Stanton LTD	112301	7,592.00
	12/19/2025	902502--GRAINGER	ACH	455.33
	12/19/2025	262--HANEY'S FURNITURE	112302	649.99
	12/19/2025	982--HARDENBERGH GROUP INC	ACH	120.00
	12/19/2025	278--HEALTH ASSURE BY ALSCO	ACH	3,686.51
	12/19/2025	650--HEALTHSTREAM, INC	ACH	1,617.01
	12/19/2025	255--HOLLAND AUTO PARTS, LLC	112303	768.56
	12/19/2025	334--HOMETOWN HEALTH	112304	168.33
	12/19/2025	814--HSA	ACH	30.00
	12/19/2025	9762--ICU MEDICAL	ACH	687.58
	12/19/2025	764--INOVALON PROVIDER, INC	ACH	642.43
	12/19/2025	9271--KINGSTON WATER UTILITY	112305	50.10
	12/19/2025	3015--LANDER COUNTY GATEFEES	112306	30.00
	12/19/2025	180008--LANDER HARDWARE	112307	521.99
	12/19/2025	120015--LICON	112308	7,673.68
	12/19/2025	564--LINDE GAS & EQUIPMENT INC	ACH	476.79
	12/19/2025	99080--MAGIBOARDS USA	112309	1,379.00
	12/19/2025	818--MAGMUTUAL INSURANCE COMPANY	112310	34,899.25
	12/19/2025	712--McCLANAHAN, SHAWNEE	ACH	52.50
	12/19/2025	130031--MCKESSON DRUG COMPANY	ACH	59,626.92
	12/19/2025	130044--MEDLINE INDUSTRIES, INC.	112311	4,957.43
	12/19/2025	130049--MIDWAY MARKET	112312	282.84
	12/19/2025	92050--NAPA AUTO PARTS	112313	75.48
	12/19/2025	9630--NETWORK SERVICES CO	ACH	252.95
	12/19/2025	1007--NEVADA HOSPITAL ASSOCIATION	112314	4,845.50
	12/19/2025	9776--NEVADA RURAL HOSPITAL PARTNER	112315	9,096.39
	12/19/2025	270--NORIDIAN HEATHCARE SOLUTIONS MEDICARE CENTER	112316	168.91
	12/19/2025	190008--NV ENERGY	112317	35.67
	12/19/2025	652--ODP BUSINESS SOLUTIONS LLC	ACH	723.43
	12/19/2025	99042--OptimisPT	112318	262.55
	12/19/2025	767--OPTUM BANK	ACH	100.00
	12/19/2025	87--PANACEA SOLUTIONS, LLC	ACH	4,800.00
	12/19/2025	19--PHARMERICA	112319	154.66
	12/19/2025	16--PITNEY BOWES GLOBAL FINANCIAL SERVICES LLC	ACH	431.61
	12/19/2025	551--PITNEY BOWES INC	ACH	127.58
	12/19/2025	100141--PUBLIC EMPLOYEES BENEFIT PROGRAM	112320	2,619.29
	12/19/2025	140027--RELIASTAR LIFE INSURANCE COMPANY	112321	250.00
	12/19/2025	745--RENOWN MEDICAL SCHOOL ASSOCIATES NORTH, INC	ACH	735.84
	12/19/2025	1551--RT TECHNOLOGIES	112322	1,945.00
	12/19/2025	1078--SIEMENS HEALTHCARE DIAGNOSTICS	ACH	2,069.33
	12/19/2025	740--SILAS	112323	697.24

Bank	Date	Vendor	Document no.	Amount
	12/19/2025	99079--SpendMend, LLC	ACH	10,033.73
	12/19/2025	190033--US FOODSERVICE, INC.	ACH	3,727.14
	12/19/2025	1391--WAYSTAR/ ZIRMED INC	ACH	1,331.93
	12/19/2025	99077--WebPT, Inc	112324	1,048.00
	12/29/2025	99069--ASSOCIATED RISK MANAGEMENT INC	Voided - 112215	-573.44
	12/29/2025		Voided - 111685	-25.50
<b>Operating Account - Wells Fargo</b>				
<b>Total for Operating Account</b>				<b>887,960.80</b>

**Battle Mountain General Hospital/Clinic  
A/R Days (w/Payment Plan)**





# BATTLE MOUNTAIN GENERAL HOSPITAL BATTLE MOUNTAIN CLINIC

YTD  
Face to Face 5,208  
Telehealth 119  
Injections 160  
Dietician 1  
5,488

PHYSICIAN	DAYS WORKED		PATIENTS SEEN		PATIENTS SEEN PER DAY (AVERAGE)		PATIENTS SEEN	
	Dec-25		Dec-25		PER DAY (AVERAGE)	YTD		
Abby Burkhardt(Includes LTC) Telehealth	12		337		28	1,755		
Cathryn Beggs, APRN Telehealth	11		0		19	1	1,415	
Charloth Bledsoe, NP Telehealth	15		1		5	4	290	
Dr Potterjones(Includes LTC) Telehealth	0		47		0	104	1,022	
Dr. David Rivas Telehealth	0		33		0	1	407	
Sarah Pehrson, NP Telehealth	2		0		28	0	58	
Norah Lusk, NP Telehealth	5		0		25	0	136	
Jennifer Douglas, LCSW-I Telehealth	2		165		3	0	125	
Jodi Allen, RD Injections	0		0		0	9	1	
<b>Total</b>			1002		0	160	5,488	

PATIENTS SEEN December 2024 985

PATIENTS SEEN YTD December 2024 5,888

**LANDER COUNTY HOSPITAL DISTRICT  
DBA: BATTLE MOUNTAIN GENERAL HOSPITAL  
NOTES TO DECEMBER 31, 2025  
FINANCIAL STATEMENTS**

**NATURE OF OPERATIONS AND SUMMARY OF SIGNIFICANT ACCOUNTING POLICIES**

**Nature of Operations and Reporting Entity**

Lander County Hospital District dba: Battle Mountain General Hospital (the Hospital or District) is a hospital district formed under the provisions of the Nevada Revised Statutes. The Hospital primarily earns revenues by providing inpatient, outpatient, long-term care and emergency care services to patients in Battle Mountain, Nevada. It also operates a primary care clinic in Battle Mountain.

**Basis of Accounting and Presentation**

The financial statements of the Hospital have been prepared on the accrual basis of accounting using the economic resources measurement focus. Revenues, expenses, gains, losses, assets, and liabilities from exchange and exchange-like transactions are recognized when the exchange transaction takes place, while those from government-mandated nonexchange transactions (principally federal and state grants) are recognized when all applicable eligibility requirements are met. Operating revenues and expenses include exchange transactions and program-specific, government-mandated nonexchange transactions. Government-mandated nonexchange transactions that are not program specific (such as county appropriations), property taxes, and investment income are included in nonoperating revenues and expenses. The Hospital first applies restricted net position when an expense or outlay is incurred for purposes for which both restricted and unrestricted net position are available.

**Use of Estimates**

The preparation of financial statements in conformity with accounting principles generally accepted in the United States of America (U.S. GAAP) requires management to make estimates and assumptions that affect the reported amounts of assets, deferred outflows of resources, liabilities and deferred inflows of resources and disclosure of contingent assets and liabilities at the date of the financial statements and the reported amounts of revenues and expenses during the reporting period. Actual results could differ from those estimates.

**Cash Equivalents**

The Hospital considers all liquid investments, other than those limited as to use, with original maturities of three months or less to be cash equivalents. At June 30, 2024 and 2025, cash equivalents consisted primarily of money market accounts with brokers and certificates of deposit.

**Risk Management**

The Hospital is exposed to various risks of loss from torts; theft of, damage to and destruction of assets; business interruption; errors and omissions; employee injuries and illnesses; natural disasters; medical malpractice; and employee health, dental and accident benefits. Commercial insurance coverage is purchased for claims arising from such matters other than medical malpractice and employee health claims. Settled claims have not exceeded this commercial coverage in any of the three preceding years.

**Investments and Investment Income**

The Hospital maintains fixed income investments and certificate of deposits with an investment broker. Investments are carried at fair value. Fair value is determined using quoted market prices. Investment income includes dividend and interest income and the net change for the year in fair value of investments carried at fair value.

**LANDER COUNTY HOSPITAL DISTRICT  
DBA: BATTLE MOUNTAIN GENERAL HOSPITAL  
NOTES TO DECEMBER 31, 2025  
FINANCIAL STATEMENTS**

**NATURE OF OPERATIONS AND SUMMARY OF SIGNIFICANT ACCOUNTING POLICIES  
(CONTINUED)**

**Fair Value Measurements**

To the extent available, the District's investments are recorded at fair value. GASS Statement No. 72 - *Fair Value Measurement and Application*, defines fair value as the price that would be received to sell an asset or paid to transfer a liability in an orderly transaction between market participants at the measurement date. This statement establishes a hierarchy of valuation inputs based on the extent to which inputs are observable in the marketplace. Inputs are used in applying the various valuation techniques and take into account the assumptions that market participants use to make valuation decisions. Inputs may include price information, credit data, interest and yield curve data, and other factors specific to the financial instrument. Observable inputs reflect market data obtained from independent sources.

In contrast, unobservable inputs reflect an entity's assumptions about how market participants would value the financial instrument. Valuation techniques should maximize the use of observable inputs to the extent available. A financial instrument's level within the fair value hierarchy is based on the lowest level of any input that is significant to the fair value measurement.

The following describes the hierarchy of inputs used to measure fair value and the primary valuation methodologies used for financial instruments measured at fair value on a recurring basis:

*Level 1* - Inputs that utilize quoted prices (unadjusted) in active markets for identical assets or liabilities that the district has the ability to access.

*Level 2* - Inputs that include quoted prices for similar assets and liabilities in active markets and inputs that are observable for the asset or liability, either directly or indirectly, for substantially the full term of the financial instrument. Fair values for these instruments are estimated using pricing models, quoted prices of securities with similar characteristics, or discounted cash flows.

*Level 3* - Inputs that are unobservable inputs for the asset or liability, which are typically based on an entity's own assumptions, as there is little, if any, related market activity.

**LANDER COUNTY HOSPITAL DISTRICT  
DBA: BATTLE MOUNTAIN GENERAL HOSPITAL  
NOTES TO DECEMBER 31, 2025  
FINANCIAL STATEMENTS**

**NATURE OF OPERATIONS AND SUMMARY OF SIGNIFICANT ACCOUNTING POLICIES  
(CONTINUED)**

**Patient Accounts Receivable**

Patient accounts receivable are obligations that are stated at the amount management expects to collect for outstanding balances. These obligations are primarily from patients whom are insured under third-party payor agreements. The District bills third-party payors on the patients' behalf, or if a patient is uninsured, the patient is billed directly. Once claims are settled with the primary payor, any secondary insurance is billed, and patients are billed for copay and deductible amounts that are the patients' responsibility. Payments on patient receivables are applied to the specific claim identified on the remittance advice or statement. The district does not have a policy to charge interest on past due accounts.

Patient accounts receivable are recorded on the accompanying financial statements at an amount net of contractual adjustments and an allowance for doubtful accounts, which reflect management's estimate of the amounts that will not be collected. Management provides for contractual adjustments under terms of third-party reimbursement agreements through a reduction of gross revenue and a credit to patients accounts receivable.

In addition, management provides for probable uncollectible amounts, primarily for uninsured patient and amounts for which patient are personally responsible, through a reduction of gross revenue and a credit to an allowance for doubtful accounts.

In evaluating the collectability of patient accounts receivable, the District analyzes past results and identifies trends for each of its major payor sources of revenue to estimate the appropriate allowance for doubtful accounts and provision for bad debts. Management regularly reviews data about these major payor sources of revenue in evaluating the sufficiency of the allowance for doubtful accounts. Specifically, for receivables associated with services provided to patients who have third-party coverage, the district analyzes contractually due amounts and provides an allowance for doubtful accounts and a provision for bad debts for expected uncollectible deductibles and copayments on accounts for which the third-party payor has not yet paid for payors who are known to be having financial difficulties that make the realization of amounts due unlikely.

For receivables associated with self-pay patients (which includes patients without insurance and patients with deductible and copayment balances due for which third-party coverage exists for part of the bill), the District records a significant provision for bad debts in the period of service on the basis of its past experience, which indicates that many patients are unable or unwilling to pay the portion of their bill for which that are financially responsible. The difference between the standard rates and the amounts collected after all reasonable collection efforts have been exhausted is charged off against the allowance for doubtful accounts.

**Supplies**

Supply inventories are stated at the lower of cost, determined using the first-in, first-out method or market.

**LANDER COUNTY HOSPITAL DISTRICT  
DBA: BATTLE MOUNTAIN GENERAL HOSPITAL  
NOTES TO DECEMBER 31, 2025  
FINANCIAL STATEMENTS**

**NATURE OF OPERATIONS AND SUMMARY OF SIGNIFICANT ACCOUNTING POLICIES  
(CONTINUED)**

**Capital Assets**

The District capitalizes assets whose cost exceeds \$5,000 and have an estimated life of at least three years. Capital assets are recorded at cost at the date of acquisition, or fair value at the date of donation if acquired by gift. Depreciation is computed using the straight-line method over the estimated useful life of each asset. Assets under capital lease obligations and leasehold improvements are depreciated over the shorter of the lease term or their respective estimated useful lives. The following estimated useful lives are being used by the Hospital:

Buildings and Leasehold Improvements	5 to 40 Years
Equipment	3 to 20 Years

**Compensated Absences**

Hospital policies permit most employees to accumulate vacation and sick leave benefits that may be realized as paid time off or, in limited circumstances, as a cash payment. Expense and the related liability are recognized as vacation benefits are earned whether the employee is expected to realize the benefit as time off or in cash. Expense and the related liability for sick leave benefits are recognized when earned to the extent the employee is expected to realize the benefit in cash determined using the termination payment method. Sick leave benefits expected to be realized as paid time off are recognized as expense when the time off occurs, and no liability is accrued for such benefits employees have earned but not yet realized. Compensated absence liabilities are computed using the regular pay and termination pay rates in effect at the statement of net position date plus an additional amount for compensation-related payments such as Medicare taxes computed using rates in effect at that date. The estimated compensated absences liability expected to be paid more than one year after the statement of net position date is included in other long-term liabilities.

**Pension Plan**

The Hospital participates in the Public Employees Retirement System of the state of Nevada, (PERS), a cost-sharing multiple employer defined benefit pension plan. For purposes of measuring the net pension liability, deferred outflows of resources and deferred inflows of resources related to pensions, and pension expense, information about the fiduciary net position of the plan and additions to/deductions from the plan's fiduciary net position have been determined on the same basis as they are reported by the plan. For this purpose, benefit payments (including refunds of employee contributions) are recognized when due and payable in accordance with the benefit terms. Investments are reported at fair value.

**Deferred Outflow of Resources**

Deferred outflows of resources represent a consumption of net position that applies to a future period(s) and will not be recognized as an outflow of resources (expense) until then. Deferred outflows of resources consist of unrecognized items not yet charged to pension expense and contributions from the employer after the measurement date but before the end of the employer's reporting period.

**LANDER COUNTY HOSPITAL DISTRICT  
DBA: BATTLE MOUNTAIN GENERAL HOSPITAL  
NOTES TO DECEMBER 31, 2025  
FINANCIAL STATEMENTS**

**NATURE OF OPERATIONS AND SUMMARY OF SIGNIFICANT ACCOUNTING POLICIES  
(CONTINUED)**

**Deferred Inflow of Resources**

Although certain revenues are measurable, they are not available. Available means collected within the current period or expected to be collected soon enough thereafter to be used to pay liabilities of the current period. Deferred inflows of resources represent the amount of assets that have been recognized, but the related revenue has not been recognized since the assets are not collected within the current period or expected to be collected soon enough thereafter to be used to pay liabilities of the current period. Deferred inflows of resources consist of pension related deferred inflows.

**Unearned Revenue**

Revenue received in advance of the performance of services deemed to be exchange transactions are deferred until such time as related expenditures are incurred and then recognized as revenue.

**Net Position**

Net position of the Hospital is classified in two components. Net investment in capital assets consists of capital assets net of accumulated depreciation. Unrestricted net position is the remaining net position that does not meet the definition of net investment in capital assets or restricted net position.

**Net Patient Service Revenue**

The Hospital has agreements with third-party payors that provide for payments to the Hospital at amounts different from its established rates. Net patient service revenue is reported at the estimated net realizable amounts from patients, third-party payors and others for services rendered and includes estimated retroactive revenue adjustments and a provision for uncollectible accounts.

**Net Patient Service Revenue (Continued)**

Retroactive adjustments are considered in the recognition of revenue on an estimated basis in the period the related services are rendered, and such estimated amounts are revised in future periods as adjustments become known.

**Charity Care**

The Hospital provides care without charge or at amounts less than its established rates to patients meeting certain criteria under its charity care policy. Because the Hospital does not pursue collection of amounts determined to qualify as charity care, these amounts are not reported as net patient service revenue.

**Income Taxes**

As an essential government function, the Hospital is generally exempt from federal income taxes under Section 115 of the Internal Revenue Code. However, the Hospital is subject to federal income tax on any unrelated business taxable income.

**LANDER COUNTY HOSPITAL DISTRICT  
DBA: BATTLE MOUNTAIN GENERAL HOSPITAL  
NOTES TO DECEMBER 31, 2025  
FINANCIAL STATEMENTS**

**NATURE OF OPERATIONS AND SUMMARY OF SIGNIFICANT ACCOUNTING POLICIES  
(CONTINUED)**

**Net Patient Service Revenue**

The Hospital has agreements with third-party payors that provide for payments to the Hospital at amounts different from its established rates. These payment arrangements include:

**Medicare** - The Hospital is certified as a Medicare critical access hospital. The Hospital is reimbursed under a cost reimbursement methodology for inpatient and most outpatient services. The Hospital is reimbursed for certain services at tentative rates with final settlement determined after submission of annual cost reports by the Hospital and audits thereof by the Medicare administrative contractor. The Hospital's Medicare cost reports have been audited by the Medicare administrative contractor through June 30, 2022.

**Medicaid** - Inpatient and nursing home services rendered to Medicaid program beneficiaries are reimbursed under cost reimbursement methodologies. Outpatient services are reimbursed at prospectively determined rates. The Hospital is reimbursed at tentative rates with final settlement determined after submission of annual cost reports by the Hospital and audits thereof by the Medicaid administrative contractor. The Hospital's Medicaid cost reports have been audited by the Medicaid administrative contractor through June 30, 2022.

Approximately 59% and 47% of net patient service revenues are from participation in the Medicare and state-sponsored Medicaid programs for the years ended June 30, 2025 and 2024, respectively. Laws and regulations governing the Medicare and Medicaid programs are complex and subject to interpretation and change. As a result, it is reasonably possible that recorded estimates will change materially in the near term.